



# *HEAVY DUTY* **OFF-ROAD** **ALL TERRAIN**



**ATV | DIRT BIKE GASOLINE & ELECTRIC**

Offering rugged Off-road all terrain designed to meet your needs, whether for personal or business use. With **GASOLINE** and **ELECTRIC** Options outstanding performance has high durability, we are ready to support your adventure.



# TABLE OF CONTENT



## **GASOLINE ATV**

**125 - 250 CC**

**01**



## **GASOLINE ATV**

**110 CC**

**05**



## **GASOLINE ATV**

**49 CC**

**06**



## **SHAFT DRIVE ATV**

**500-1500 W**

**20**



## **CHAIN DRIVE ATV**

**500 W**

**29**



## **GAS DIRT BIKE**

**30**



## **E-DIRT BIKE**

**38**

### **ATV | DIRT BIKE**

#### **GASOLINE & ELECTRIC**

Offering rugged Off-road all terrain designed to meet your needs, whether for personal or business use. With **GASOLINE** and **ELECTRIC** Options outstanding performance has high durability, we are ready to support your adventure.

# OFF-ROAD ALL TERRAIN

Gasoline ATVs are a powerful and reliable choice for rough terrain, offering great power, wide range and easy refueling, ideal for adventures and long-term use.



## ENGINE

180cc, 4 Stroke



## BRAKE

Hydraulic Disc Brake



## MAX SPEED

70 Km/h



ALTIFA

GASOLINE  
ATV

## TYPE

# A200DQ-ATV

## Particulars



## Technical Parameters

### BASIC PARAMETER

Product size	1800*1130*1100mm
Seat height	790mm
Wheel base	1200mm
Ground clearance	155mm
Max Loading	120kgs
Packing size	1650*1040*800mm
G.W/N.W	214kgs/185kgs
Container loads	14pcs/20FT, 45pcs/40HQ

### ENGINE

Engine	180cc, 4Stroke, 1Cylinder Air cooled 790mm
Gasoline	#92up
Bore & Stroke	62.5*57.8mm
Starting	Electric start (12V 6.5Ah)

Drive	Chain drive
Transmission	Automatic, F-N-R
Max speed	70 Km/h

### BRAKE & TRANSMISSION

Rim material	Aluminum rim
Tyre front	23*7-10"
Tyre rear	22*10-10"
Suspension front	Front dual shock absorber
Suspension rear	Rear single shock absorber
Brakes front	Double hydraulic disc brake
Brakes rear	Single hydraulic disc brake

**ALTIFA** - Offers rugged ATVs designed to meet your needs, whether for personal or business use. With exceptional performance & high durability, we are ready to support your adventures.



# OFF-ROAD ALL TERRAIN

Gasoline ATVs are a powerful and reliable choice for rough terrain, offering great power, wide range and easy refueling, ideal for adventures and long-term use.



## ENGINE

180cc, 4 Stroke



## BRAKE

Hydraulic Disc Brake



## MAX SPEED

70 Km/h



ALTIFA

GASOLINE  
ATV

## TYPE

# A200HM-ATV

## Particulars



## Technical Parameters

### BASIC PARAMETER

Product size	1830*1100*1100mm
Seat height	820mm
Wheel base	1140mm
Ground clearance	160mm
Max Loading	120kgs
Packing size	1470*830*850mm
G.W/N.W	195kgs/166kgs
Container loads	22pcs/20FT, 45pcs/40HQ

### ENGINE

Engine	180cc, 4Stroke, 1Cylinder Air cooled
Gasoline	#92up
Bore & Stroke	62.5*57.8mm
Starting	Electric start (12V 6.5Ah)

Drive	Chain drive
Transmission	Automatic, F-N-R
Max speed	70 Km/h

### BRAKE & TRANSMISSION

Rim material	Steel Rim
Tyre front	23*7-10"
Tyre rear	22*10-10"
Suspension front	Front dual shock absorber
Suspension rear	Rear single shock absorber
Brakes front	Double hydraulic disc brake
Brakes rear	Single hydraulic disc brake

**ALTIFA** - Offers rugged ATVs designed to meet your needs, whether for personal or business use. With exceptional performance & high durability, we are ready to support your adventures.



# OFF-ROAD ALL TERRAIN

Gasoline ATVs are a powerful and reliable choice for rough terrain, offering great power, wide range and easy refueling, ideal for adventures and long-term use.



## ENGINE

150cc, 4 Stroke



## BRAKE

Hydraulic Disc Brake



## MAX SPEED

60 Km/h



 **ALTIFA**

**GASOLINE  
ATV**

## TYPE

# A200M-ATV

## Particulars



## Technical Parameters

### BASIC PARAMETER

Product size	1600*870*1020mm
Seat height	800mm
Wheel base	1170mm
Ground clearance	110mm
Max Loading	120kgs
Packing size	1470*830*820mm
G.W/N.W	165kgs/150kgs
Container loads	22pcs/20FT, 66pcs/40HQ

### ENGINE

Engine	150cc, 4 Stroke, 1 Cylinder Air cooled
Gasoline	#92up
Bore & Stroke	57.4*57.8mm
Starting	Electric start (12V 6.5Ah)

Drive	Chain drive
Transmission	Automatic, F-N-R
Max speed	60 Km/h

### BRAKE & TRANSMISSION

Rim material	Steel rim
Tyre front	19*7-8"
Tyre rear	18*9.8-8"
Suspension front	Front dual shock absorber
Suspension rear	Rear single shock absorber
Brakes front	Double drum brake
Brakes rear	Single hydraulic disc brake

**ALTIFA** - Offers rugged ATVs designed to meet your needs, whether for personal or business use. With exceptional performance & high durability, we are ready to support your adventures.



# OFF-ROAD ALL TERRAIN

Gasoline ATVs are a powerful and reliable choice for rough terrain, offering great power, wide range and easy refueling, ideal for adventures and long-term use.



## ENGINE

125cc, 4 Stroke



## BRAKE

Hydraulic Disc Brake



## MAX SPEED

55 Km/h



## TYPE

# A125HM-ATV

## Particulars



## Technical Parameters

### BASIC PARAMETER

Product size	1770*1000*1060mm
Seat height	670mm
Wheel base	1110mm
Ground clearance	120mm
Max Loading	120kgs
Packing size	1470*830*820mm
G.W/N.W	135kgs/117kgs
Container loads	22pcs/20FT, 66pcs/40HQ

### ENGINE

Engine	125cc, 4 Stroke, 1 Cylinder Air cooled
Gasoline	#92up
Bore & Stroke	52.4*55.5mm
Starting	Electric start (12V 6.5Ah)

Drive	Chain drive
Transmission	Automatic, F-N-R
Max speed	55km/h

### BRAKE & TRANSMISSION

Rim material	Steel rim
Tyre front	19*7-8"
Tyre rear	18*9.8-8"
Suspension front	Front dual shock absorber
Suspension rear	Rear single shock absorber
Brakes front	Double drum brake
Brakes rear	Single hydraulic disc brake

**ALTIFA** - Offers rugged ATVs designed to meet your needs, whether for personal or business use. With exceptional performance & high durability, we are ready to support your adventures.



# OFF-ROAD ALL TERRAIN

Gasoline ATVs are a powerful and reliable choice for rough terrain, offering great power, wide range and easy refueling, ideal for adventures and long-term use.



## ENGINE

110cc, 4 Stroke



## BRAKE

Hydraulic Disc Brake



## MAX SPEED

45 Km/h



ALTIFA

GASOLINE  
ATV

## TYPE

**A100V-ATV**

## Particulars



## Technical Parameters

### BASIC PARAMETER

Product size	1470*990*1020mm
Seat height	730mm
Wheel base	960mm
Ground clearance	110mm
Max Loading	100kgs
Packing size	1450*830*630mm
G.W/N.W	125/108kgs
Container loads	33pcs/20FT, 88pcs/40HQ

### ENGINE

Engine	110cc, 4 Stroke, 1 Cylinder Air cooled
Gasoline	#92up
Bore & Stroke	52.4*55.5mm
Starting	Electric start (12V 4Ah)

Drive	Chain drive
Transmission	Automatic, Forward only
Max speed	45km/h

### BRAKE & TRANSMISSION

Rim material	Steel rim
Tyre front	19*7-8"
Tyre rear	18*9.5-8"
Suspension front	Front dual shock absorber
Suspension rear	Rear single shock absorber
Brakes front	Dual drum brake
Brakes rear	Single hydraulic disc brake

**ALTIFA** - Offers rugged ATVs designed to meet your needs, whether for personal or business use. With exceptional performance & high durability, we are ready to support your adventures.



# OFF-ROAD ALL TERRAIN

Gasoline ATVs are a powerful and reliable choice for rough terrain, offering great power, wide range and easy refueling, ideal for adventures and long-term use.

**ALTIFA**

## GASOLINE ATV



### ENGINE

110cc, 4 Stroke



### BRAKE

Hydraulic Disc Brake



### MAX SPEED

45 Km/h



### TYPE

## A110EG-ATV

### Particulars



### Technical Parameters

#### BASIC PARAMETER

Product size	1640*990*980mm
Seat height	730 mm
Wheel base	1020mm
Ground clearance	130mm
Max Loading	100kgs
Packing size	1420*830*630mm
G.W/N.W	118kgs/104kgs
Container loads	33pcs/20FT, 88pcs/40HQ

#### ENGINE

Engine	110cc, 4 Stroke, 1 Cylinder Air cooled
Gasoline	#92up
Bore & Stroke	52.4*55.5mm
Starting	Electric start (12V 4Ah)

Drive	Chain drive
Transmission	Automatic, Forward only
Max speed	45km/h

#### BRAKE & TRANSMISSION

Rim material	Steel rim
Tyre front	19*7-8"
Tyre rear	18*9.5-8"
Suspension front	Front dual shock absorber
Suspension rear	Rear single shock absorber
Brakes front	Dual drum brake
Brakes rear	Single hydraulic disc brake

**ALTIFA** - Offers rugged ATVs designed to meet your needs, whether for personal or business use. With exceptional performance & high durability, we are ready to support your adventures.



# OFF-ROAD ALL TERRAIN

Gasoline ATVs are a powerful and reliable choice for rough terrain, offering great power, wide range and easy refueling, ideal for adventures and long-term use.



## ENGINE

110cc, 4 Stroke



## BRAKE

Hydraulic Disc Brake



## MAX SPEED

45 Km/h



ALTIFA

GASOLINE  
ATV

## TYPE

**A110Z-ATV**

## Particulars



## Technical Parameters

### BASIC PARAMETER

Product size	1510*990*1020mm
Seat height	730mm
Wheel base	960mm
Ground clearance	110mm
Max Loading	100kgs
Packing size	1450*830*630mm
G.W/N.W	122/106kgs
Container loads	33pcs/20FT, 87pcs/40HQ

### ENGINE

Engine	110cc, 4 Stroke, 1 Cylinder Air cooled
Gasoline	#92up
Bore & Stroke	52.4*55.5mm
Starting	Electric start (12V 4Ah)

Drive	Chain drive
Transmission	Automatic, Forward only
Max speed	45km/h

### BRAKE & TRANSMISSION

Rim material	Steel rim
Tyre front	19*7-8"
Tyre rear	18*9.5-8"
Suspension front	Front dual shock absorber
Suspension rear	Rear single shock absorber
Brakes front	Dual drum brake
Brakes rear	Single hydraulic disc brake

**ALTIFA** - Offers rugged ATVs designed to meet your needs, whether for personal or business use. With exceptional performance & high durability, we are ready to support your adventures.



# OFF-ROAD ALL TERRAIN

Gasoline ATVs are a powerful and reliable choice for rough terrain, offering great power, wide range and easy refueling, ideal for adventures and long-term use.



## ENGINE

110cc, 4 Stroke



## BRAKE

Hydraulic Disc Brake



## MAX SPEED

45 Km/h



ALTIFA

GASOLINE  
ATV

## TYPE

**A110BK-ATV**

## Particulars



## Technical Parameters

### BASIC PARAMETER

Product size	1510*990*1020mm
Seat height	730mm
Wheel base	960mm
Ground clearance	110mm
Max Loading	100kgs
Packing size	1450*830*630mm
G.W/N.W	122/106kgs
Container loads	33pcs/20FT, 87pcs/40HQ

### ENGINE

Engine	110cc, 4 Stroke, 1 Cylinder Air cooled
Gasoline	#92up
Bore & Stroke	52.4*55.5mm
Starting	Electric start (12V 4Ah)

Drive	Chain drive
Transmission	Automatic, Forward only
Max speed	45km/h

### BRAKE & TRANSMISSION

Rim material	Steel rim
Tyre front	19*7-8"
Tyre rear	18*9.5-8"
Suspension front	Front dual shock absorber
Suspension rear	Rear single shock absorber
Brakes front	Dual drum brake
Brakes rear	Single hydraulic disc brake

**ALTIFA** - Offers rugged ATVs designed to meet your needs, whether for personal or business use. With exceptional performance & high durability, we are ready to support your adventures.



# OFF-ROAD ALL TERRAIN

Gasoline ATVs are a powerful and reliable choice for rough terrain, offering great power, wide range and easy refueling, ideal for adventures and long-term use.



## ENGINE

110cc, 4 Stroke



## BRAKE

Hydraulic Disc Brake



## MAX SPEED

45 Km/h



ALTIFA

GASOLINE  
ATV

## TYPE

A110Y-ATV

## Particulars



## Technical Parameters

### BASIC PARAMETER

Product size	1510*990*1020mm
Seat height	730mm
Wheel base	960mm
Ground clearance	110mm
Max Loading	100kgs
Packing size	1450*830*630mm
G.W/N.W	122/106kgs
Container loads	33pcs/20FT, 87pcs/40HQ

### ENGINE

Engine	110cc, 4 Stroke, 1 Cylinder Air cooled
Gasoline	#92up
Bore & Stroke	52.4*55.5mm
Starting	Electric start (12V 4Ah)

Drive	Chain drive
Transmission	Automatic, Forward only
Max speed	45km/h

### BRAKE & TRANSMISSION

Rim material	Steel rim
Tyre front	19*7-8"
Tyre rear	18*9.5-8"
Suspension front	Front dual shock absorber
Suspension rear	Rear single shock absorber
Brakes front	Dual drum brake
Brakes rear	Single hydraulic disc brake

**ALTIFA** - Offers rugged ATVs designed to meet your needs, whether for personal or business use. With exceptional performance & high durability, we are ready to support your adventures.



# OFF-ROAD ALL TERRAIN

Gasoline ATVs are a powerful and reliable choice for rough terrain, offering great power, wide range and easy refueling, ideal for adventures and long-term use.



## ENGINE

110cc, 4 Stroke



## BRAKE

Hydraulic Disc Brake



## MAX SPEED

45 Km/h



ALTIFA

GASOLINE  
ATV

## TYPE

**A110A-ATV**

## Particulars



## Technical Parameters

### BASIC PARAMETER

Product size	1440*1020*1000mm
Seat height	700mm
Wheel base	960mm
Ground clearance	100mm
Max Loading	100kgs
Packing size	1300*830*630mm
G.W/N.W	116/102kgs
Container loads	33pcs/20FT, 92pcs/40HQ

### ENGINE

Engine	110cc 4 Stroke, 1 Cylinder, Air Cooled
Gasoline	#92up
Bore & Stroke	52.4*49.5mm
Starting	Electrical Start (12V4Ah)

Drive	Chain drive
Transmission	Automatic, Forward only
Max speed	45km/h

### BRAKE & TRANSMISSION

Rim material	Steel rim
Tyre front	19*7-8"
Tyre rear	18*9.5-8"
Suspension front	Front dual shock absorber
Suspension rear	Rear single shock absorber
Brakes front	Dual drum brake
Brakes rear	Single hydraulic disc brake

**ALTIFA** - Offers rugged ATVs designed to meet your needs, whether for personal or business use. With exceptional performance & high durability, we are ready to support your adventures.



# OFF-ROAD ALL TERRAIN

Gasoline ATVs are a powerful and reliable choice for rough terrain, offering great power, wide range and easy refueling, ideal for adventures and long-term use.



## ENGINE

110cc, 4 Stroke



## BRAKE

Hydraulic Disc Brake



## MAX SPEED

45 Km/h



ALTIFA

GASOLINE  
ATV

## TYPE

**A100G-ATV**

## Particulars



## Technical Parameters

### BASIC PARAMETER

Product size	1460*870*970mm
Seat height	660mm
Wheel base	820mm
Ground clearance	95mm
Max Loading	100kgs
Packing size	1240*750*630mm
G.W/N.W	111/96kgs
Container loads	39pcs/20FT, 108pcs/40HQ(7inch)

### ENGINE

Engine	110cc 4 Stroke, 1 Cylinder Air Cooled
Gasoline	#92up
Bore & Stroke	52.4*49.5mm
Starting	Electrical Start (12V4Ah)

Drive	Chain drive
Transmission	Automatic, Forward only
Max speed	45Km/h

### BRAKE & TRANSMISSION

Rim material	Steel rim
Tyre front	16*8-7"
Tyre rear	16*8-7"
Suspension front	Front dual shock absorber
Suspension rear	Rear single shock absorber
Brakes front	Dual drum brake
Brakes rear	Single hydraulic disc brake

**ALTIFA** - Offers rugged ATVs designed to meet your needs, whether for personal or business use. With exceptional performance & high durability, we are ready to support your adventures.



# OFF-ROAD ALL TERRAIN

Gasoline ATVs are a powerful and reliable choice for rough terrain, offering great power, wide range and easy refueling, ideal for adventures and long-term use.



## ENGINE

110cc, 4 Stroke



## BRAKE

Hydraulic Disc Brake



## MAX SPEED

45 Km/h



ALTIFA

GASOLINE  
ATV

## TYPE

# A100X-ATV

## Particulars



## Technical Parameters

### BASIC PARAMETER

Product size	1280*780*900mm
Seat height	720mm
Wheel base	960mm
Ground clearance	105mm
Max Loading	100kgs
Packing size	1150*680*600mm
G.W/N.W	97/85kgs
Container loads	45pcs/20FT, 136pcs/40HQ

### ENGINE

Engine	110cc 4 Stroke, 1 Cylinder Air Cooled
Gasoline	#92up
Bore & Stroke	52.4*49.5mm
Starting	Electrical Start (12V4Ah)

Drive	Chain drive
Transmission	Automatic, Forward only
Max speed	45km/h

### BRAKE & TRANSMISSION

Rim material	Steel rim
Tyre front	16*8-7"
Tyre rear	16*8-7"
Suspension front	Front dual shock absorber
Suspension rear	Rear single shock absorber
Brakes front	Dual drum brake
Brakes rear	Single hydraulic disc brake

**ALTIFA** - Offers rugged ATVs designed to meet your needs, whether for personal or business use. With exceptional performance & high durability, we are ready to support your adventures.



# OFF-ROAD ALL TERRAIN

Gasoline ATVs are a powerful and reliable choice for rough terrain, offering great power, wide range and easy refueling, ideal for adventures and long-term use.



## GASOLINE ATV



### ENGINE

110cc, 4 Stroke



### BRAKE

Hydraulic Disc Brake



### MAX SPEED

45 Km/h



TYPE

## A110B-ATV

### Particulars



### Technical Parameters

#### BASIC PARAMETER

Product size	1150*680*640mm
Seat height	600mm
Wheel base	800mm
Ground clearance	75mm
Max Loading	100kgs
Packing size	1150*650*580mm
G.W/N.W	82/69kgs
Container loads	72pcs/20FT, 144pcs/40HQ

#### ENGINE

Engine	110cc, 4 Stroke, 1 Cylinder Air cooled
Gasoline	#92up
Bore & Stroke	52.4*49.5mm
Starting	Electric start (12V 6.5Ah)

Drive	Chain drive
Transmission	Automatic, Forward only
Max speed	45Km/h

#### BRAKE & TRANSMISSION

Rim material	Steel rim
Tyre front	14.5*70-6"
Tyre rear	14.5*70-6"
Suspension front	Front dual shock absorber
Suspension rear	Rear single shock absorber
Brakes front	Dual drum brake
Brakes rear	Single hydraulic disc brake

**ALTIFA** - Offers rugged ATVs designed to meet your needs, whether for personal or business use. With exceptional performance & high durability, we are ready to support your adventures.



# OFF-ROAD ALL TERRAIN

Gasoline ATVs are a powerful and reliable choice for rough terrain, offering great power, wide range and easy refueling, ideal for adventures and long-term use.



## ENGINE

49cc, 4 Stroke



## BRAKE

Hydraulic Disc Brake



## MAX SPEED

35 Km/h



ALTIFA

GASOLINE  
ATV

TYPE

**A049Y-ATV**

## Particulars



## Technical Parameters

### BASIC PARAMETER

Product size	1140*600*710mm
Seat height	480mm
Wheel base	700mm
Ground clearance	70mm
Max Loading	50kgs
Packing size	1020*570*430mm
G.W/N.W	45/39kgs
Container loads	110pcs/20FT, 275pcs/40HQ

### ENGINE

Engine	49cc, 2 Stroke, 1 Cylinder, Air cooled
Gasoline	25:1 mix petrol and 2 stroke engine oil
Bore & Stroke	44*33mm
Starting	Pull start / Electrical Start as optional

Drive	Chain drive
Transmission	Automatic, F-N-R
Max speed	35 km/h

### BRAKE & TRANSMISSION

Rim Material	Steel rim
Tyre Front	4.10-6"
Tyre Rear	13*5.0-6"
Suspension Front	Front dual shock absorber
Suspension Rear	Rear single shock absorber
Brakes Front	Dual drum brake
Brakes Rear	Single hydraulic disc brake

**ALTIFA** - Offers rugged ATVs designed to meet your needs, whether for personal or business use. With exceptional performance & high durability, we are ready to support your adventures.



# OFF-ROAD ALL TERRAIN

Gasoline ATVs are a powerful and reliable choice for rough terrain, offering great power, wide range and easy refueling, ideal for adventures and long-term use.



## ENGINE

49cc, 2 Stroke



## BRAKE

Disc Brake



## MAX SPEED

35 Km/h



ALTIFA

GASOLINE  
ATV

## TYPE

**A049V-ATV**

## Particulars



## Technical Parameters

### BASIC PARAMETER

Product size	1030*600*680mm
Seat height	490mm
Wheel base	700mm
Ground clearance	80mm
Max Loading	50kgs
Packing size	1020*570*430mm
G.W/N.W	45/39kgs
Container loads	110pcs/20FT, 275pcs/40HQ

### ENGINE

Engine	49cc, 2 Stroke, 1 Cylinder, Air cooled
Gasoline	25:1 mix petrol and 2 stroke engine oil
Bore & Stroke	44*33mm
Starting	Pull start / Electrical Start as optional

Drive	Chain drive
Transmission	Automatic, Forward only
Max speed	35km/h

### BRAKE & TRANSMISSION

Rim material	Steel rim
Tyre front	4.10-6"
Tyre rear	13*5.0-6"
Suspension front	Front dual shock absorber
Suspension rear	Rear single shock absorber
Brakes front	Dual drum brake
Brakes rear	Single disc brake

**ALTIFA** - Offers rugged ATVs designed to meet your needs, whether for personal or business use. With exceptional performance & high durability, we are ready to support your adventures.



# OFF-ROAD ALL TERRAIN

Gasoline ATVs are a powerful and reliable choice for rough terrain, offering great power, wide range and easy refueling, ideal for adventures and long-term use.



## ENGINE

49cc, 2 Stroke



## BRAKE

Disc Brake



## MAX SPEED

35 Km/h



ALTIFA

GASOLINE  
ATV

## TYPE

**A049A-ATV**

## Particulars



## Technical Parameters

### BASIC PARAMETER

Product size	1080*600*710mm
Seat height	500mm
Wheel base	695mm
Ground clearance	60mm
Max Loading	50kgs
Packing size	1020*570*430mm
G.W/N.W	42/36kgs
Container loads	110pcs/20FT, 275pcs/40HQ

### ENGINE

Engine	49cc, 2 Stroke, 1 Cylinder, Air cooled
Gasoline	25:1 mix petrol and 2 stroke engine oil
Bore & Stroke	44*33mm
Starting	Pull start / Electrical Start as optional

Drive	Chain drive
Transmission	Automatic, Forward only
Max speed	35Km/h

### BRAKE & TRANSMISSION

Rim material	Steel rim
Tyre front	4.10-6"
Tyre rear	13*5.0-6"
Suspension front	Front dual shock absorber
Suspension rear	Rear single shock absorber
Brakes front	Dual drum brake
Brakes rear	Single disc brake

**ALTIFA** - Offers rugged ATVs designed to meet your needs, whether for personal or business use. With exceptional performance & high durability, we are ready to support your adventures.



# OFF-ROAD ALL TERRAIN

Gasoline ATVs are a powerful and reliable choice for rough terrain, offering great power, wide range and easy refueling, ideal for adventures and long-term use.



## GASOLINE ATV



### ENGINE

49cc, 2 Stroke



### BRAKE

Disc Brake



### MAX SPEED

35 Km/h



### TYPE

## A049Z-ATV

### Particulars



### Technical Parameters

#### BASIC PARAMETER

Product size	1100*650*720mm
Seat height	470mm
Wheel base	690mm
Ground clearance	50mm
Max Loading	50kgs
Packing size	1060*570*520mm
G.W/N.W	45/39kgs
Container loads	80pcs/20FT, 220pcs/40HQ

#### ENGINE

Engine	49cc, 2 Stroke, 1 Cylinder, Air cooled
Gasoline	25:1 mix petrol and 2 stroke engine oil
Bore & Stroke	44*33mm
Starting	Pull start / Electrical Start as optional

Drive	Chain drive
Transmission	Automatic, Forward only
Max speed	35Km/h

#### BRAKE & TRANSMISSION

Rim material	Steel rim
Tyre front	4.10-6"
Tyre rear	13*5.0-6"
Suspension front	Front dual shock absorber
Suspension rear	Rear single shock absorber
Brakes front	Dual drum brake
Brakes rear	Single disc brake

**ALTIFA** - Offers rugged ATVs designed to meet your needs, whether for personal or business use. With exceptional performance & high durability, we are ready to support your adventures.



# OFF-ROAD ALL TERRAIN

Gasoline ATVs are a powerful and reliable choice for rough terrain, offering great power, wide range and easy refueling, ideal for adventures and long-term use.

 **ALTIFA**

**GASOLINE  
ATV**



## ENGINE

49cc, 2 Stroke



## BRAKE

Disc Brake



## MAX SPEED


35 Km/h



## TYPE

**A049HM-ATV**

## Particulars



## Technical Parameters

### BASIC PARAMETER

Product size	1130*600*710mm
Seat height	490mm
Wheel base	710mm
Ground clearance	85mm
Max Loading	50kgs
Packing size	1020*570*430mm
G.W/N.W	43/37kgs
Container loads	110pcs/20FT, 275pcs/40HQ

### ENGINE

Engine	49cc, 2 Stroke, 1 Cylinder, Air cooled
Gasoline	25:1 mix petrol and 2 stroke engine oil
Bore & Stroke	44*33mm
Starting	Pull start / Electrical Start as optional

Drive	Chain drive
Transmission	Automatic, Forward only
Max speed	35Km/h

### BRAKE & TRANSMISSION

Rim material	Steel rim
Tyre front	4.10-6"
Tyre rear	13*5.0-6"
Suspension front	Front dual shock absorber
Suspension rear	Rear single shock absorber
Brakes front	Dual drum brake
Brakes rear	Single disc brake

**ALTIFA** - Offers rugged ATVs designed to meet your needs, whether for personal or business use. With exceptional performance & high durability, we are ready to support your adventures.



# OFF-ROAD ALL TERRAIN

Gasoline ATVs are a powerful and reliable choice for rough terrain, offering great power, wide range and easy refueling, ideal for adventures and long-term use.

 **ALTIFA**

**GASOLINE  
ATV**



## ENGINE

49cc, 2 Stroke



## BRAKE

Disc Brake



## MAX SPEED

35 Km/h



## TYPE

**A049B-S-ATV**

## Particulars



## Technical Parameters

### BASIC PARAMETER

Product size	1000*690*720mm
Seat height	500mm
Wheel base	710mm
Ground clearance	60mm
Max Loading	50kgs
Packing size	990*580*420mm
G.W/N.W	35/30kgs
Container loads	132pcs/20FT, 288pcs/40HQ

### ENGINE

Engine	49cc, 2 Stroke, 1 Cylinder, Air cooled
Gasoline	25:1 mix petrol and 2 stroke engine oil
Bore & Stroke	44*33mm
Starting	Pull start

Drive	Chain drive
Transmission	Automatic, Forward only
Max speed	35km/h

### BRAKE & TRANSMISSION

Rim material	Steel rim
Tyre front	4.10-4"
Tyre rear	4.10-4"
Suspension front	Front dual shock absorber
Suspension rear	Rear single shock absorber
Brakes front	Dual drum brake
Brakes rear	Single disc brake

**ALTIFA** - Offers rugged ATVs designed to meet your needs, whether for personal or business use. With exceptional performance & high durability, we are ready to support your adventures.



# OFF-ROAD ALL TERRAIN

**Shaft Drive ATV** is an ATV with a durable and easy-to-maintain shaft drive. Ideal for rough terrain, this system offers a stable and reliable ride in a variety of extreme conditions.



## MOTOR

48V, 500W



## BATTERY 48V, 12Ah

Lead acid battery



## MAX SPEED

25-30 Km/h



ALTIFA

ELECTRIC  
ATV

## TYPE

# A500M-EATV

## Particulars



## Technical Parameters

### BASIC PARAMETER

Product size	1100*680*740mm
Seat height	550mm
Wheel base	760mm
Ground clearance	120mm
Max Loading	80kgs
Packing size	116*700*630mm
G.W/N.W	67/59kgs
Container loads	48pcs/20FT, 136pcs/40HQ

### ENGINE

Motor	48V, 500W brushless
Battery	48V, 12Ah lead acid battery
Drive	Shaft drive
Transmission	Automatic, F-N-R

Max speed	25-30Km/h
-----------	-----------

### BRAKE & TRANSMISSION

Rim material	Steel rim
Tyre front	14*4.10-6"
Tyre rear	14*5.0-6"
Suspension front	Front dual shock absorber
Suspension rear	Rear single shock absorber
Brakes front	Dual disc brake
Brakes rear	Dual disc Brake

**ALTIFA** - Offers rugged ATVs designed to meet your needs, whether for personal or business use. With exceptional performance & high durability, we are ready to support your adventures.

Environmentally  
Friendly

Reliable  
Performance

Futuristic  
Design



# OFF-ROAD ALL TERRAIN

Shaft Drive ATV is an ATV with a durable and easy-to-maintain shaft drive. Ideal for rough terrain, this system offers a stable and reliable ride in a variety of extreme conditions.



## MOTOR

60V, 1500W



## BATTERY 60V, 20Ah

Lead acid battery



## MAX SPEED

45 Km/h




ALTIFA

ELECTRIC  
ATV

## TYPE

# A1500G-EATV

## Particulars



## Technical Parameters

### BASIC PARAMETER

Product size	1840*1110*1100mm
Seat height	770mm
Wheel base	1170mm
Ground clearance	170mm
Max loading	120kgs
Packing size	1650*860*830mm
G.W/N.W	200/184kgs
Container loads	14pcs/20FT, 42pcs/40HQ

### ENGINE

Motor	60V, 1500w brushless
Battery	60V, 20Ah lead acid battery
Drive	Shaft drive
Transmission	Automatic, F-N-R

Max speed	45Km/h
-----------	--------

### WHEEL BRAKE & SUSPENSION

Rim material	Steel rim
Tyre front/rear	21*7.00-10; 20*10.00-10, steel rims
	10 inch tires optional aluminum rims
Suspension	F: Dual hydraulic suspension; R: Single hydraulic suspension
Brakes front	F/R: Dual hydraulic disc Brake

**ALTIFA** - Offers rugged ATVs designed to meet your needs, whether for personal or business use. With exceptional performance & high durability, we are ready to support your adventures.

Environmentally  
Friendly

Reliable  
Performance

Futuristic  
Design



# OFF-ROAD ALL TERRAIN

**Shaft Drive ATV** is an ATV with a durable and easy-to-maintain shaft drive. Ideal for rough terrain, this system offers a stable and reliable ride in a variety of extreme conditions.



**ALTIFA**

**ELECTRIC  
ATV**



## MOTOR

48V, 750W



## BATTERY 48V, 20Ah

Lead acid battery



## MAX SPEED

20 Km/h



## TYPE

**A1000G-EATV**

## Particulars



## Technical Parameters

### BASIC PARAMETER

Product size	1500*900*980mm
Seat height	590mm
Wheel base	850mm
Ground clearance	150mm
Max loading	100kgs
Packing size	1350*750*630mm; 480*490*920mm (4 wheel)
G.W/N.W	129/115kgs
Container loads	32pcs/20FT, 80pcs/40HQ

### ENGINE

Motor	48V, 750w Brushless
Battery	48W, 20Ah Lead acid battery
Drive	Shaft drive

Transmission	Automatic, F-N-R
Max speed	20Km/h

### WHEEL BRAKE & SUSPENSION

Rim material	Steel rim
Tyre front	19*7.0-8"
Tyre rear	18*9.5-8"
Suspension front	Front dual shock absorber
Suspension rear	Rear single shock absorber
Brakes front	Dual disc brake
Brakes rear	Dual disc Brake

**ALTIFA** - Offers rugged ATVs designed to meet your needs, whether for personal or business use. With exceptional performance & high durability, we are ready to support your adventures.



# OFF-ROAD ALL TERRAIN

**Shaft Drive ATV** is an ATV with a durable and easy-to-maintain shaft drive. Ideal for rough terrain, this system offers a stable and reliable ride in a variety of extreme conditions.



## MOTOR

48V, 500W



## BATTERY 48V, 12Ah

Lead acid battery



## MAX SPEED

16 Km/h



ALTIFA

**ELECTRIC  
ATV**

## TYPE

# A500B-EATV

## Particulars



## Technical Parameters

### BASIC PARAMETER

Product size	1230*730*840mm
Seat height	570mm
Wheel base	870mm
Ground clearance	100mm
Max loading	100kgs
Packing size	1300*680*600mm
G.W/N.W	80/73kgs
Container loads	39pcs/20FT, 108pcs/40HQ

### ENGINE

Motor	48V, 500W Brush
Battery	48V, 12Ah Lead acid battery
Drive	Shaft drive

Transmission	Automatic, F-N-R
Max speed	16Km/h

### WHEEL BRAKE & SUSPENSION

Rim material	Steel rim
Tyre front	14.5*70-6"
Tyre rear	14.5*70-6"
Suspension front	Front dual shock absorber
Suspension rear	Rear single shock absorber
Brakes front	Dual disc brake
Brakes rear	Dual disc Brake

**ALTIFA** - Offers rugged ATVs designed to meet your needs, whether for personal or business use. With exceptional performance & high durability, we are ready to support your adventures.



# OFF-ROAD ALL TERRAIN

Chain Drive ATV offers a lightweight and economical drive system, ideal for light to moderate terrain use. Its simple and flexible design allows for optimum performance with efficient maintenance.



## MOTOR

36V, 500W



## BATTERY 36V, 12Ah

Lead acid battery



## MAX SPEED

25-30 Km/h



 **ALTIFA**

**ELECTRIC  
ATV**

## TYPE

# A500V-EATV

## Particulars



## Technical Parameters

### BASIC PARAMETER

Product size	1030*600*680mm
Seat height	490mm
Wheel base	700mm
Ground clearance	80mm
Max loading	50kgs
Packing size	1020*570*430mm
G.W/N.W	58/52kgs
Container loads	110pcs/20FT, 275pcs/40HQ

### POWER

Motor	36V, 500W brush
Battery	36V 12Ah lead acid battery
Drive	Chain drive

Transmission	Automatic, Forward
Max speed	25-30Km/h

### WHEEL BRAKE & SUSPENSION

Rim material	Steel rim
Tyre front	13*4.1-6"
Tyre rear	13*5.0-6"
Suspension front	Front dual shock absorber
Suspension rear	Rear single shock absorber
Brakes front	Dual disc brake
Brakes rear	Single disc Brake

**ALTIFA** - Offers rugged ATVs designed to meet your needs, whether for personal or business use. With exceptional performance & high durability, we are ready to support your adventures.



# OFF-ROAD ALL TERRAIN

Chain Drive ATV offers a lightweight and economical drive system, ideal for light to moderate terrain use. Its simple and flexible design allows for optimum performance with efficient maintenance.

**ALTIFA**

## ELECTRIC ATV

**MOTOR**

48V, 1000W

**BATTERY** 48V, 12Ah

Lead acid battery

**MAX SPEED**

25-30 Km/h

**TYPE**

## A500A-EATV MAX

### Particulars



### Technical Parameters

**BASIC PARAMETER**

Product size	1180*650*760mm
Seat height	550mm
Wheel base	760mm
Ground clearance	195mm
Max loading	80kgs
Packing size	1040*610*500mm
G.W/N.W	61/54kgs
Container loads	72pcs/20FT, 190pcs/40HQ

**POWER**

Motor	48V, 1000W brush
Battery	48V, 12Ah lead acid battery
Drive	Chain drive

Transmission	Automatic, F-N-R
Max speed	25-30Km/h

**WHEEL BRAKE & SUSPENSION**

Rim material	Steel rim
Tyre front	4.10-6"
Tyre rear	14*5.0-6"
Suspension front	Front dual shock absorber
Suspension rear	Rear single shock absorber
Brakes front	Dual disc brake
Brakes rear	Single disc Brake

**ALTIFA** - Offers rugged ATVs designed to meet your needs, whether for personal or business use. With exceptional performance & high durability, we are ready to support your adventures.



# OFF-ROAD ALL TERRAIN

Chain Drive ATV offers a lightweight and economical drive system, ideal for light to moderate terrain use. Its simple and flexible design allows for optimum performance with efficient maintenance.



## MOTOR

36V, 500W



## BATTERY 36V, 12Ah

Lead acid battery



## MAX SPEED

25-30 Km/h



 **ALTIFA**

**ELECTRIC  
ATV**

## TYPE

# A500Y-EATV

## Particulars



## Technical Parameters

### BASIC PARAMETER

Product size	1140*600*710mm
Seat height	480mm
Wheel base	700mm
Ground clearance	70mm
Max loading	50kgs
Packing size	1020*570*430mm
G.W/N.W	58/52kgs
Container loads	110pcs/20FT, 275pcs/40HQ

### ENGINE

Motor	36V, 500W brush
Battery	36V, 12Ah lead acid battery
Drive	Chain drive

Transmission	F-N-R
Max speed	25-30Km/h

### WHEEL BRAKE & SUSPENSION

Rim material	Steel rim
Tyre front	4.10-6"
Tyre rear	13*5.0-6"
Suspension front	Front dual shock absorber
Suspension rear	Rear single shock absorber
Brakes front	Dual disc brake
Brakes rear	Single disc brake

**ALTIFA** - Offers rugged ATVs designed to meet your needs, whether for personal or business use. With exceptional performance & high durability, we are ready to support your adventures.



# OFF-ROAD ALL TERRAIN

Chain Drive ATV offers a lightweight and economical drive system, ideal for light to moderate terrain use. Its simple and flexible design allows for optimum performance with efficient maintenance.



## MOTOR

36V, 500W



## BATTERY 36V, 12Ah

Lead acid battery



## MAX SPEED

25-30 Km/h




 **ALTIFA**

**ELECTRIC  
ATV**

## TYPE

# A500Z-EATV

## Particulars



## Technical Parameters

### BASIC PARAMETER

Product size	1100*58.50*720mm
Seat height	480mm
Wheel base	690mm
Ground clearance	950mm
Max loading	50kgs
Packing size	1060*570*520mm
G.W/N.W	60/53kgs
Container loads	80pcs/20FT, 220pcs/40HQ

### ENGINE

Motor	36V, 500W brush
Battery	36V, 12Ah lead acid battery
Drive	Chain drive

Transmission	F-N-R
Max speed	25-30Km/h

### WHEEL BRAKE & SUSPENSION

Rim material	Steel rim
Tyre front	4.10-6"
Tyre rear	13*5.0-6"
Suspension front	Front dual shock absorber
Suspension rear	Rear single shock absorber
Brakes front	Dual disc brake
Brakes rear	Single disc brake

**ALTIFA** - Offers rugged ATVs designed to meet your needs, whether for personal or business use. With exceptional performance & high durability, we are ready to support your adventures.



# OFF-ROAD ALL TERRAIN

Chain Drive ATV offers a lightweight and economical drive system, ideal for light to moderate terrain use. Its simple and flexible design allows for optimum performance with efficient maintenance.



ALTIFA

ELECTRIC  
ATV



## MOTOR

36V, 500W



## BATTERY 36V, 12Ah

Lead acid battery



## MAX SPEED

25-30 Km/h



TYPE

**A500A-EATV**

## Particulars



## Technical Parameters

### BASIC PARAMETER

Product size	1080*600*710mm
Seat height	500mm
Wheel base	710mm
Ground clearance	60mm
Max loading	50kgs
Packing size	1020*570*430mm
G.W/N.W	56/50kgs
Container loads	110pcs/20FT, 275pcs/40HQ

### ENGINE

Motor	36V, 500W brush
Battery	36V, 12Ah lead acid battery
Drive	Chain drive

Transmission	F-N-R
Max speed	25-30Km/h

### WHEEL BRAKE & SUSPENSION

Rim material	Steel rim
Tyre front	4.10-6"
Tyre rear	13*5.0-6"
Suspension front	Front dual shock absorber
Suspension rear	Rear single shock absorber
Brakes front	Dual disc brake
Brakes rear	Single disc brake

**ALTIFA** - Offers rugged ATVs designed to meet your needs, whether for personal or business use. With exceptional performance & high durability, we are ready to support your adventures.



# OFF-ROAD ALL TERRAIN

**Chain Drive ATV** offers a lightweight and economical drive system, ideal for light to moderate terrain use. Its simple and flexible design allows for optimum performance with efficient maintenance.



## MOTOR

36V, 500W



## BATTERY 36V, 12Ah

Lead acid battery



## MAX SPEED

25-30 Km/h



 **ALTIFA**

**ELECTRIC  
ATV**

## TYPE

# A500D-EATV

## Particulars



## Technical Parameters

### BASIC PARAMETER

Product size	1080*600*710mm
Seat height	475mm
Wheel base	690mm
Ground clearance	60mm
Max loading	50kgs
Packing size	1020*570*430mm
G.W/N.W	57/51kgs
Container loads	110pcs/20FT, 275pcs/40HQ

### ENGINE

Motor	36V, 500W brush
Battery	36V 12Ah lead acid battery
Drive	Chain drive

Transmission	F-N-R
Max speed	25-30Km/h

### WHEEL BRAKE & SUSPENSION

Rim material	Steel rim
Tyre front	4.10-6"
Tyre rear	13*5.0-6"
Suspension front	Front dual shock absorber
Suspension rear	Rear single shock absorber
Brakes front	Dual disc brake
Brakes rear	Single disc brake

**ALTIFA** - Offers rugged ATVs designed to meet your needs, whether for personal or business use. With exceptional performance & high durability, we are ready to support your adventures.



# OFF-ROAD ALL TERRAIN

**Gasoline Dirt Bike** is an ideal choice for riders who want high performance and maneuverability. With a powerful engine and lightweight design.



## ENGINE

150cc, 4 Stroke



## BRAKE

Hydraulic Disc Brake



## MAX SPEED

85 Km/h

## GASOLINE DIRT BIKE



## TYPE

# A150-DB

## Particulars



## Technical Parameters

### BASIC PARAMETER

Product size	1720*800*1060mm
Seat height	820mm
Wheel base	1170mm
Ground clearance	230mm
Max Loading	110kgs
Packing size	1500*450*730mm
G.W/N.W	95/85Kgs
Container loads	54pcs/20FT, 116pcs/40HQ

### ENGINE PARAMETERS

Engine	150cc Four Stroke, Single Cylinder, Air Cooled.
Gasoline	#92up
Bore & Stroke	57.4*57.8mm
Starting	Electric Start

Drive	Chain Drive
Transmission	1-2-3-4-5-N
Max speed	85Km/h

### WHEEL BRAKE & SUSPENSION

Rim material	Aluminum rim
Tyre front	70/100-17 Air tire
Tyre rear	90/100-14 Air tire
Suspension front	Front dual upside down fork
Suspension rear	Rear single spring shock absorber
Brakes front	Hydraulic disc brake
Brakes rear	Hydraulic disc brake

**ALTIFA** - Offers rugged Dirt Bike designed to meet your needs, whether for personal or business use. With exceptional performance & high durability, we are ready to support your adventures.



# OFF-ROAD ALL TERRAIN

**Gasoline Dirt Bike** is an ideal choice for riders who want high performance and maneuverability. With a powerful engine and lightweight design.

 **ALTIFA**

**GASOLINE  
DIRT BIKE**



## ENGINE

125cc, 4 Stroke



## BRAKE

Hydraulic Disc Brake



## MAX SPEED


60 Km/h



## TYPE

**A125H-DB**

## Particulars



## Technical Parameters

### BASIC PARAMETER

Product size	1770*760*1155mm
Seat height	810mm
Wheel base	1220mm
Ground clearance	300mm
Max Loading	110kgs
Packing size	1450*450*750mm
G.W/N.W	84/74Kgs
Container loads	60pcs/20FT, 120pcs/40HQ

### ENGINE PARAMETERS

Engine	125cc Four Stroke, Single Cylinder, Air Cooled.
Gasoline	#92up
Bore & Stroke	52.4*55.5mm
Starting	Kick Start

Drive	Chain Drive
Transmission	1-N-2-3-4
Max speed	60Km/h

### WHEEL BRAKE & SUSPENSION

Rim material	Aluminum rim
Tyre front	70/100-17 Air tire
Tyre rear	90/100-14 Air tire
Suspension front	Front dual upside down fork
Suspension rear	Rear single spring shock absorber
Brakes front	Hydraulic disc brake
Brakes rear	Hydraulic disc brake

**ALTIFA** - Offers rugged Dirt Bike designed to meet your needs, whether for personal or business use. With exceptional performance & high durability, we are ready to support your adventures.



# OFF-ROAD ALL TERRAIN

**Gasoline Dirt Bike** is an ideal choice for riders who want high performance and maneuverability. With a powerful engine and lightweight design.



**GASOLINE  
DIRT BIKE**



## ENGINE

125cc, 4 Stroke



## BRAKE

Hydraulic Disc Brake



## MAX SPEED

60 Km/h

## TYPE

**A125-DB**

## Particulars



## Technical Parameters

### BASIC PARAMETER

Product size	1515*715*960mm
Seat height	745mm
Wheel base	1060mm
Ground clearance	290mm
Max Loading	110kgs
Packing size	1350*370*650mm
G.W/N.W	72/60Kgs
Container loads	75pcs/20FT, 192pcs/40HQ

### ENGINE PARAMETERS

Engine	125cc Four Stroke, Single Cylinder, Air Cooled.
Gasoline	#92up
Bore & Stroke	52.4*55.5mm
Starting	Kick Start

Drive	Chain Drive
Transmission	1-N-2-3-4
Max speed	60Km/h

### WHEEL BRAKE & SUSPENSION

Rim material	Steel rim
Tyre front	60/100-14 Air tire
Tyre rear	80/100-12 Air tire
Suspension front	Front dual sock absorber
Suspension rear	Rear single spring shock absorber
Brakes front	Hydraulic disc brake
Brakes rear	Hydraulic disc brake

**ALTIFA** - Offers rugged Dirt Bike designed to meet your needs, whether for personal or business use. With exceptional performance & high durability, we are ready to support your adventures.



# OFF-ROAD ALL TERRAIN

**Gasoline Dirt Bike** is an ideal choice for riders who want high performance and maneuverability. With a powerful engine and lightweight design.



**GASOLINE  
DIRT BIKE**



## ENGINE

110cc, 4 Stroke



## BRAKE

Disc Brake



## MAX SPEED

50 Km/h



## TYPE

**A110A-DB**

## Particulars



## Technical Parameters

### BASIC PARAMETER

Product size	1350*660*820mm
Seat height	640mm
Wheel base	960mm
Ground clearance	120mm
Max Loading	110kgs
Packing size	1200*360*800mm
G.W/N.W	68/58Kgs
Container loads	52pcs/20FT, 177pcs/40HQ

### ENGINE PARAMETERS

Engine	110cc Four Stroke, Single Cylinder, Air Cooled.
Gasoline	#92up
Bore & Stroke	52.4*55.5mm
Starting	Kick Start

Drive	Chain Drive
Transmission	1-N-2-3-4
Max speed	50Km/h

### WHEEL BRAKE & SUSPENSION

Rim material	Steel rim
Tyre front	2.50-10 Air tire
Tyre rear	2.50-10 Air tire
Suspension front	Front dual sock absorber
Suspension rear	Rear single spring shock absorber
Brakes front	Drum brake
Brakes rear	Disc brake

**ALTIFA** - Offers rugged Dirt Bike designed to meet your needs, whether for personal or business use. With exceptional performance & high durability, we are ready to support your adventures.



# OFF-ROAD ALL TERRAIN

**Gasoline Dirt Bike** is an ideal choice for riders who want high performance and maneuverability. With a powerful engine and lightweight design.



**GASOLINE  
DIRT BIKE**



## ENGINE

49cc, 2 Stroke



## BRAKE

Disc Brake



## MAX SPEED

30 Km/h



## TYPE

**A049H-DB**

## Particulars



## Technical Parameters

### BASIC PARAMETER

Product size	1290*640*780mm
Seat height	590mm
Wheel base	910mm
Ground clearance	200mm
Max Loading	80kgs
Packing size	1070*280*600mm
G.W/N.W	29/24Kgs
Container loads	158pcs/20FT, 390pcs/40HQ

### ENGINE PARAMETERS

Engine	49cc two stroke, Single Cylinder, Air Cooled.
Gasoline	25:1 mix petrol and 2 stroke engine oil
Bore & Stroke	44*33mm
Starting	Pull start

Drive	Chain Drive
Transmission	Automatic, Single Forward
Max speed	35Km/h

### WHEEL BRAKE & SUSPENSION

Rim material	Steel rim
Tyre front	2.50-10 Air tire
Tyre rear	2.50-10 Air tire
Suspension front	Front dual upside down fork
Suspension rear	Rear single spring shock absorber
Brakes front	Disc brake
Brakes rear	Disc brake

**ALTIFA** - Offers rugged Dirt Bike designed to meet your needs, whether for personal or business use. With exceptional performance & high durability, we are ready to support your adventures.



# OFF-ROAD ALL TERRAIN

**Gasoline Dirt Bike** is an ideal choice for riders who want high performance and maneuverability. With a powerful engine and lightweight design.



**GASOLINE  
DIRT BIKE**



## ENGINE

49cc, 2 Stroke



## BRAKE

Disc Brake



## MAX SPEED

35 Km/h

## TYPE

**A049P-DB**

## Particulars



## Technical Parameters

### BASIC PARAMETER

Product size	1260*595*760mm
Seat height	575mm
Wheel base	870mm
Ground clearance	220mm
Max Loading	80kgs
Packing size	1070*280*600mm
G.W/N.W	28/23Kgs
Container loads	158pcs/20FT, 390pcs/40HQ

### ENGINE PARAMETERS

Engine	49cc two stroke, Single Cylinder, Air Cooled.
Gasoline	25:1 mix petrol and 2 stroke engine oil
Bore & Stroke	44*33mm
Starting	Pull start

Drive	Chain Drive
Transmission	Automatic, Single Forward
Max speed	35Km/h

### WHEEL BRAKE & SUSPENSION

Rim material	Steel rim
Tyre front	2.50-10 Air tire
Tyre rear	2.50-10 Air tire
Suspension front	Front dual upside down fork
Suspension rear	Rear single spring shock absorber
Brakes front	Disc brake
Brakes rear	Disc brake

**ALTIFA** - Offers rugged Dirt Bike designed to meet your needs, whether for personal or business use. With exceptional performance & high durability, we are ready to support your adventures.



# OFF-ROAD ALL TERRAIN

**Gasoline Dirt Bike** is an ideal choice for riders who want high performance and maneuverability. With a powerful engine and lightweight design.

 **ALTIFA**

**GASOLINE  
DIRT BIKE**



## ENGINE

49cc, 2 Stroke



## BRAKE

Disc Brake



## MAX SPEED


35 Km/h



## TYPE

**A049F-DB**

## Particulars



## Technical Parameters

### BASIC PARAMETER

Product size	1260*570*750mm
Seat height	550mm
Wheel base	870mm
Ground clearance	90mm
Max Loading	80kgs
Packing size	1070*280*600mm
G.W/N.W	27/22Kgs
Container loads	158pcs/20FT, 390pcs/40HQ

### ENGINE PARAMETERS

Engine	49cc Two stroke, Single Cylinder, Air Cooled.
Gasoline	25:1 mix petrol and 2 stroke engine oil
Bore & Stroke	44*33mm
Starting	Pull start

Drive	Chain Drive
Transmission	Automatic, Single Forward
Max speed	35Km/h

### WHEEL BRAKE & SUSPENSION

Rim material	Steel rim
Tyre front	2.50-10 Air tire
Tyre rear	2.50-10 Air tire
Suspension front	Front dual upside down fork
Suspension rear	Rear single spring shock absorber
Brakes front	Disc brake
Brakes rear	Disc brake

**ALTIFA** - Offers rugged Dirt Bike designed to meet your needs, whether for personal or business use. With exceptional performance & high durability, we are ready to support your adventures.



# SUPER POCKET BIKES

**Super Pocket Bikes** are powerful mini motorbikes with sporty designs. With high performance and good stability, these motorbikes provide an exciting and unique riding experience for motorbike enthusiasts.



## ENGINE

49cc, 2Stroke



## BRAKE

Disc Brake



## MAX SPEED

35 Km/h



## TYPE

# AR3-00X

## Particulars



## Technical Parameters

### BASIC PARAMETER

Product size	985*505*530mm
Seat height	410mm
Wheel base	655mm
Ground clearance	55mm
Max Loading	50kgs
Packing size	1000*320*580mm
G.W/N.W	23/18Kgs
Container loads	156pcs/20FT, 370pcs/40HQ

### ENGINE PARAMETERS

Engine	49cc two stroke, Single cylinde, Air Cooled.
Gasoline	25:1 mix petrol and 2 stroke engine oil
Bore & Stroke	44*33mm
Starting	Pull start

Drive	Chain Drive
Transmission	Automatic, Single Forward
Max speed	35Km/h

### WHEEL BRAKE & SUSPENSION

Rim material	Steel rim
Tyre front	90/65-6.5
Tyre rear	110/5-6.5
Suspension front	Solid fork
Suspension rear	Without
Brakes front	Disc brake
Brakes rear	Disc brake

**ALTIFA** - Offers rugged Mini Bike designed to meet your needs, whether for personal or business use. With exceptional performance & high durability, we are ready to support your adventures.



# OFF-ROAD ALL TERRAIN

Electric Dirt Bike is an ideal choice for riders who want high performance and maneuverability. With a powerful motor and lightweight design.



## MOTOR

36V, 500W



## BATTERY 36V, 12Ah

Lead acid battery



## MAX SPEED

25 Km/h



 **ALTIFA**

**ELECTRIC  
DIRT BIKE**

TYPE

**A500H10-E**

## Particulars



## Technical Parameters

### BASIC PARAMETER

Product size 1370\*620\*815mm

Seat height 600mm

Wheel base 955mm

Ground clearance 215mm

Max Loading 80kgs

Packing size 1150\*300\*650mm

G.W/N.W 41/36kgs

Container loads 127pcs/20FT, 308pcs/40HQ

### POWER

Motor 36V 500W brush magnetic motor

Battery 36V 12Ah lead acid battery

Drive Chain drive

Controller 24A

Transmission Automatic, Single forward

Max speed 25Km/h

Distance 25-28km

Starting Electric start, throttle handlebar

### WHEEL BRAKE & SUSPENSION

Rim Material Steel rim

Tyre F/Rear 2.5-10"/2.5-10"

Suspension Front Dual spring suspension upside down fork

Suspension Rear Single spring suspension

Brakes Front Mechanical Disc brake

Brakes Rear Mechanical Disc brake

**ALTIFA** - Offers rugged Dirt Bike designed to meet your needs, whether for personal or business use. With exceptional performance & high durability, we are ready to support your adventures.



# OFF-ROAD ALL TERRAIN

Electric Dirt Bike is an ideal choice for riders who want high performance and maneuverability. With a powerful motor and lightweight design.



## MOTOR

36V, 500W



## BATTERY 36V, 12Ah

Lead acid battery



## MAX SPEED

25 Km/h



**ELECTRIC  
DIRT BIKE**

## TYPE

# A500H12-E

## Particulars



## Technical Parameters

### BASIC PARAMETER

Product size	1370*620*840mm
Seat height	625mm
Wheel base	925mm
Ground clearance	240mm
Max Loading	80kgs
Packing size	1150*300*650mm
G.W/N.W	41/36kgs
Container loads	127pcs/20FT, 308pcs/40HQ

### POWER

Motor	36V 500W brush magnetic motor
Battery	36V 12Ah lead acid battery
Drive	Chain drive
Controller	24A

Transmission	Automatic, Single forward
Max speed	25Km/h
Distance	25-28km
Starting	Electric start, throttle handlebar

### WHEEL BRAKE & SUSPENSION

Rim Material	Steel rim
Tyre F/Rear	2.75-12"/3.0-10"
Suspension Front	Dual spring suspension upside down fork
Suspension Rear	Single spring suspension
Brakes Front	Mechanical Disc brake
Brakes Rear	Mechanical Disc brake

**ALTIFA** - Offers rugged Dirt Bike designed to meet your needs, whether for personal or business use. With exceptional performance & high durability, we are ready to support your adventures.



# OFF-ROAD ALL TERRAIN

Electric Dirt Bike is an ideal choice for riders who want high performance and maneuverability. With a powerful motor and lightweight design.



## MOTOR

36V, 1000W



## BATTERY 36V, 12Ah

Lead acid battery



## MAX SPEED

28 Km/h



## ELECTRIC DIRT BIKE



## TYPE

# A500H12-E Brushless

## Particulars



## Technical Parameters

### BASIC PARAMETER

Product size	1370*620*840mm
Seat height	625mm
Wheel base	925mm
Ground clearance	240mm
Max Loading	80kgs
Packing size	1150*300*650mm
G.W/N.W	42/37kgs
Container loads	127pcs/20FT, 308pcs/40HQ

### POWER

Motor	36V 1000W Brushless motor
Battery	36V 12Ah Lead acid battery
Drive	Chain drive
Controller	30A

Transmission	Automatic, Single forward
Max speed	28Km/h
Distance	25-28km
Starting	Electric start, throttle handlebar

### WHEEL BRAKE & SUSPENSION

Rim Material	Steel rim
Tyre F/Rear	2.75-12"/3.0-10"
Suspension Front	Dual hydraulic suspension upside down fork
Suspension Rear	Single hydraulic spring suspension
Brakes Front	Mechanical disc brake
Brakes Rear	Mechanical disc brake

**ALTIFA** - Offers rugged Dirt Bike designed to meet your needs, whether for personal or business use. With exceptional performance & high durability, we are ready to support your adventures.



# SUPER POCKET BIKES

Super Pocket Bikes are powerful mini motorbikes with sporty designs. With high performance and good stability, these motorbikes provide an exciting and unique riding experience for motorbike enthusiasts.



## MOTOR

24V, 350W



## BATTERY 24V, 12Ah

Lead acid battery



## MAX SPEED

25 Km/h



ALTIFA

## ELECTRIC POCKET BIKE

### TYPE

## A350A-E

### Particulars



### Technical Parameters

#### BASIC PARAMETER

Product size	985*505*530mm
Seat height	410mm
Wheel base	655mm
Ground clearance	55mm
Max Loading	50kgs
Packing size	1000*320*580mm
G.W/N.W	30/25kgs
Container loads	156pcs/20FT, 370pcs/40HQ

#### POWER

Motor	24V 350W brush motor
Battery	24V 12AH lead acid battery
Drive	Chain drive
Controller	18A

Transmission	Automatic, Single forward
Max speed	25Km/h
Distance	25-28km
Starting	Electric start, throttle handlebar

#### WHEEL BRAKE & SUSPENSION

Rim Material	Steel rim
Tyre F/Rear	90/65-6.5"/110/50-6.5"
Suspension Front	Without
Suspension Rear	Without
Brakes Front	Mechanical Disc brake
Brakes Rear	Mechanical Disc Brake

**ALTIFA** - Offers rugged Mini Bike designed to meet your needs, whether for personal or business use. With exceptional performance & high durability, we are ready to support your adventures.





**ALTIFA**