KUSATSU
WATER PURIFICATION EQUIPMENTS

Industrial Edition

LEADING WATER TREATMENT MANUFACTURER

www.indotara.co.id

INDOTARA®

PT. INDOTARA PERSADA

Jakarta Head Office :
Graha Kencana Building Lt. 10 Suite 10F
Jl. Raya Perjuangan 88
Kebon Jeruk Jakarta Barat 11530
Phone : 021 - 5020 3030
email : sales@indotara.co.id

Surabaya Branch Office :
Bumi Mandiri Tower I Lt. 10 Suite 1008
Jl. Jend. Basuki Rachmat 129-137
Surabaya 60271
Phone : 031 - 3313 3333
email : sales-sby@indotara.co.id

Medan Branch Office :
Kompleks MMTC Warehouse Blok C-7
Jl. Pasar V, Pancing
Medan 20371
Phone : 061 - 50 300 600
email : sales-mdn@indotara.co.id

Bandung Branch Office :
Wisma HSBC Lt. 6 Suite B
Jl. Asia Afrika No. 116
Bandung, Jawa Barat 40112
Phone : 022 - 310 30 800
email : sales-bdg@indotara.co.id

About us

KUSATSU is a leading manufacturer of water treatment in Indonesia

From Kusatsu, you can get a wide range of domestic water treatments, filter housings, filter and other spare parts. We also provide industrial water treatment, such as integrate reverse osmosis system. Ultra filter system, Ozone Generator, Water Softener, Pure Water Plant and Mineral Water Plant. Call us Today and let us get professional water treatment form Kusatsu

KUSATSU WATER PURIFICATION EQUIPMENTS

- Industrial RO System
- Pure Water Plant
- Mineral Water Plant
- Sea Water Desalination
- Multi-Stage Water Softener
- Industrial Water Softener

KUSATSU WATER PURIFICATION EQUIPMENTS

Workshop

Industrial RO System

Kusatsu Provides best designs, solution & equipments for any water.

- » Application Industry
- » Food/ Beverage Industry
- » Pharmaceutical Industry
- » Chemicals Industry
- » Semiconductor Industry
- » Boiler Feedwater
- » Thermal Power Industry
- » Car Washes Industry
- » Commonality Water Treatment

KUSATSU WATER PURIFICATION EQUIPMENTS

Pure Water Plant

Turn Key Project Provider of Pure Water Plant

Design | Equipment Manufacture | Delivery | Installation | Maintenance | Stuff Training

Product Line Technology Process :

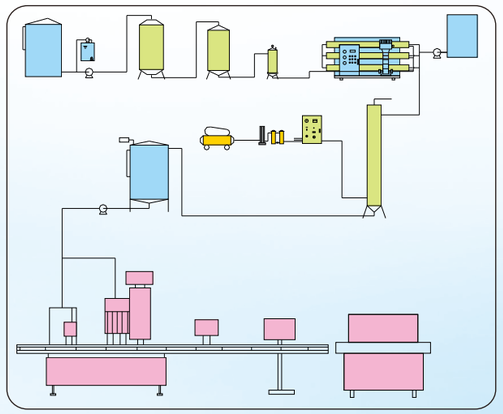

Source Water → Storage Tank → Pump
→ Dosing System → Sand Filter
→ Activated Carbon Filter → 1 um Micro Filter
→ 1 or 2 Stage Reverse Osmosis System
→ Ozone Generator → Ozone Mixer
→ Product Water Tank → Pump
→ 3-in-1 Automatic Rinsing Filling Capping Machine
→ Inkjet Printer → Lamp Checker
→ Packing Machine

Mineral Water Plant

Product Line Technology Process

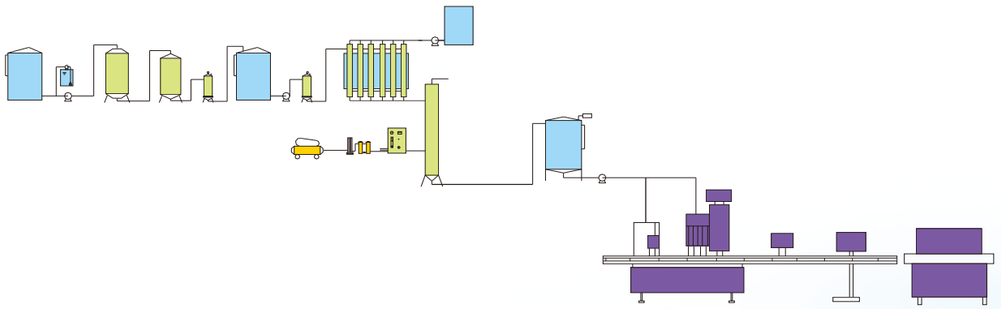

Source Water → Storage Tank → Pump → Sand Filter → Activated Carbon filter

→ 5um Micro Filter → Storage Tank → Pump → 1um Micro filter

→ Ultra Filtration System → Ozone Generator → Ozone Mixer → Product Water Tank

→ 3-in-1 Automatic Rinsing Filling Capping Machine → Inkjet Printer → Lamp Checker

→ Packing Machine

KUSATSU WATER PURIFICATION EQUIPMENTS

Our Overseas Project

No.	Country	Year	Production Line Specification
1	Nigeria	2005	8000b/h Mineral Water (500ml bottle)
2	North Korea	2007	250b/h Mineral Water (5 Gallon Barrel)
3	Albania	2008	3000b/h Mineral Water (500ml Bottle)
4	Ghana	2008	10000b/h Mineral Water (500ml Bottle)
5	Syria	2009	6T/h Mineral Water Treatment
6	Oman	2010	200b/h Mineral Water (5 Gallon Barrel)
7	Nigeria	2012	6000b/h Mineral Water (500ml Bottle)
8	Ghana	2014	8T/h Mineral Water Treatment
9	Oman	2015	10000b/h Mineral Water (500ml Bottle)
10	Nigeria	2016	200b/h Mineral Water (5 Gallon Barrel)

Sea Water Desalination Machine

Features

- » Fresh Water and Pure Water All-in-One Machine
- » Low initial Cost and Maintenance
- » Equipped With Cleaning System
- » Adjustable Water Flow Rate
- » Stainless Steel Square Tube Frame

Danfoss Pump Inside

- » Low Energy Consumption
- » Long Service Life
- » Corrosion Resistance
- » High-Pressure Operation
- » Wide Flow Range
- » Low Pulsation
- » Compact Design

Model	RO Membrane	Soft Water Output (m3/d)	Pure Water Output (m3/d)	Salt Rejection (%)	Working Pressure (Mpa)	Voltage	Power	Dimension (mm)	Weight (kg)
HZSW-2.4	2540 x 2	2.4	1.2	98	4~6	3*380V	3.5kw	1200 x 800 x 950	160
HZSW-3.6	2540 x 3	3.6	1.5	98			4kw		200

KUSATSU WATER PURIFICATION EQUIPMENTS

Sea Water Desalination Machine

Features

- » Touch Screen Control by PCL System
- » Equipped with cleaning System
- » High capacity of fresh water suitable for island and holiday hotels
- » Low initial cost and maintenance

Model	RO Membrane	Fresh Water Output (m3/d)	Salt Rejection (%)	Working Pressure (Mpa)	Voltage	Power Booster Pump	Power of High Pressure Pump	Dimension (mm)	Weight (kg)
HZSW-5.5	4040 x 2	5.5	98	4~6	3*380V	0.55kw	3.43kw	1200 x 800 x 950	350
HZSW-8	4040 x 3	8	98			0.55kw	5.15kw		390
HZSW-11	4040 x 4	11	98			0.55kw	7.2kw	1620 x 800 x 900	420
HZSW-14	4040 x 5	14	98			0.75kw	8.3kw		450

Danfoss Pump Inside

- » Low Energy Consumption
- » Long Service Life
- » Corrosion Resistance
- » High-Pressure Operation
- » Wide Flow Range
- » Low Pulsation
- » Compact Design

Touch Panel

Sea Water Desalination Machine

Pure Water From Sea Suitable Use For

Ship

Yachts

Holiday Villages & Hotels

Island City

Features

- » Low Initial Cost and Maintenance
- » High Quality and Durability
- » Environment Protect Without Infectant
- » The Newest Technology in Seawater Reverse Osmosis System

Danfoss Pump Inside

- » Low Energy
- » Long Service Life
- » Corrosion Resistance
- » High-Pressure Operation
- » Wide Flow Range
- » Low Pulsation
- » Compact Design

AZUD Discal Filters Pre-Filtration

Item No.	SW-HZ1	SW-HZ2	SW-HZ3
Water Output (m³/d)	3-4	4-6	10-12
Salt Rejection (%)	>98	>98	>98
Output Water Salt Content (mg/L)	<1000	<1000	<1000
Operation Pressure (Mpa)	4~6.3	4~6.3	4~6.3
Power (kw)	1.5	2.2	3.0
Inlet Water Pressure (Mpa)	0.1~0.3	0.1~0.3	0.1~0.3
Inlet Water Temperature (°C)	5~40	5~40	5~40
Net Weight (kg)	120	150	200
Dimension (LxWxH mm)	800 x 800 x 1600mm		

Multi-Stage Water Softener

MRS-1-T

Back Configuration

Parameter Table of Water Softener Equipment

Item No.	Control Valve Item No.		Water Output (T/H)	Inlet Output Size (inch)	Vessel Size *Nos.	Brine Tank *Nos	Resin (Kgs)	Active Carbon (Kgs)	Quarts Sand (Kgs)	Remarks
	Filtration Type	Soften Type								
MRS-1-T	5600T*2	5600T*1	1~2	3/4"	250*1350*3	100L*1	50~75	25	70	
MRS-1-F	5600F*2	5600F*1	1~2	3/4"	250*1350*3	100L*1	50~75	25	70	
MRS-2-T	2510T*2	2510T*1	4	1"	450*1650*3	200L*1	150	75	225	
MRS-2-F	2510F*2	2510F*1	4	1"	450*1650*3	200L*1	150	75	225	
MRS-3-T	2750T*2	2750T*1	5	1"	530*1560*3	350L*1	250	150	425	
MRS-3-F	2750F*2	2750F*1	5	1"	530*1560*3	350L*1	250	150	425	
MRS-4-T	2850T*2	2850T*1	10	1.5"	600*1800*3	500L*1	500	200	600	
MRS-4-F	2850F*2	2850F*1	10	1.5"	600*1800*3	500L*1	500	200	600	
MRS-5-T	2900T*2	2900T*1	20	2"	1000*1800*3	1000L*1	1000	450	1000	
MRS-5-F	2900F*2	2900F*1	20	2"	1000*1800*3	1000L*1	1000	450	1000	
MRS-6-T	3150T*2	3150T*1	25	2"	1200*2400*3	1000L*1	1250	700	1800	
MRS-6-F	3150F*2	3150F*1	25	2"	1200*2400*3	1000L*1	1250	700	1800	
MRS-7-T	3900T*2	3900T*1	50	3"	1500*2400*3	2000L*1	2500	1000	2300	
MRS-7-F	3900F*2	3900F*1	50	3"	1500*2400*3	2000L*1	2500	1000	2300	

Remark: " T " —time controlling type; " F " —volume controlling type.

Industrial Water Softener

Item No. : WST-01

- » With automatic control valve
- » Easy operation and maintenance
- » Salt saving and water saving
- » Light in weight and space saving
- » Stable performance and long service life
- » Its application fields such as : circulating water supply of steam boiler, hot water boiler, heat exchanger, steam condenser, air conditioning, direct-fired machine and other equipments

Water Output : 1000 L/H
Pressure Vessel : 10*44 inch
Brine Tank : 100L

Larger or Smaller Ouptut can also be provided

Ultrapure Water System (Laboratory Use)

Item No. : RO-B07(L)

- » Professional Filtration for Laboratory use
- » 5-Stage Filtration
- » On Board Computer
- » TDS Display & Outer Water TDS : "0"
- » Purified water productivity : ≥ 2.5MΩ
- » Enclosed line, Steel Box
- » Enclosed line, Steel Box
- » RO Water Output : 3000 L/day
- » Diaphragm Booster Pump with adaptor 220V/50Hz
- » Unit Packing Dimension : 60*57.5*98 mm

Attention : Inlet Water Temp : 5-40
TDS < 200 ppm
Water Pressure : 0.1-0.3 Mpa

KUSATSU WATER PURIFICATION EQUIPMENTS

SMN Series RO Units

Model : SMN-800/1500/3000/4500/6000/9000/12000

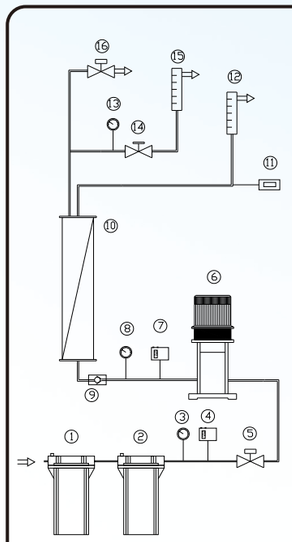

1. PP Sediment Filter
2. CTO Carbon Block Filter
3. Inlet Water Pressure Meter
4. Low Meter Pressure Switch
5. Inlet Water Solenoid Valve
6. Booster Pump
7. High Pressure Switch
8. Water Pressure Meter
9. Stainless Steel Check Valve
10. RO Membrane & Vessel
11. TDS Mater
12. Pure Water Flow Meter
13. Waste Water Pressure Meter
14. Waste Water Regulating Valve
15. Waste Water Flow Meter
16. Flush Solenoid Valve

(For Option)

Model	SMN-800	SMN-1500	SMN-3000	SMN-4500	SMN-6000	SMN-9000	SMN-12000
Pure-Water Out-Put	800GPD	1500GPD	3000GPD	4500GPD	6000GPD	9000GPD	12000GPD
RO-Membrane	4021*1	4040*1	4040*2	4040*3	4040*4	4040*6	4040*8
	Membrane Brand Option : FILMTEC, HYDRANAUTICS, CSM, Kusatsu						
Pump Power	0.75KW	1.5KW				2.2KW	
Recovery	15%	15%	29%	38%	46%	50%	59%
Filter	20" PP10μm & CTO				Option : 1,5 μmPP		
Flow Meter	RO Permeate & RO Concentrate						
Display	Total Dissolved Solids (TDS) PPM						
Voltage	220V/380V, 50/60Hz, 1,3 Phase						
Controller	Automatic Controller						
Pressure Gauge	Source-inlet & HP Pump Pressure & RO Concentrate						
Dimension (L*W*H cm)	63*50*132	63*50*155	63*50*155	96*50*155	96*75*155	96*50*155	100*75*155

SM Series RO Units

Model: SM-800/SM-1500/SM-3000/SM-4500/SM-6000

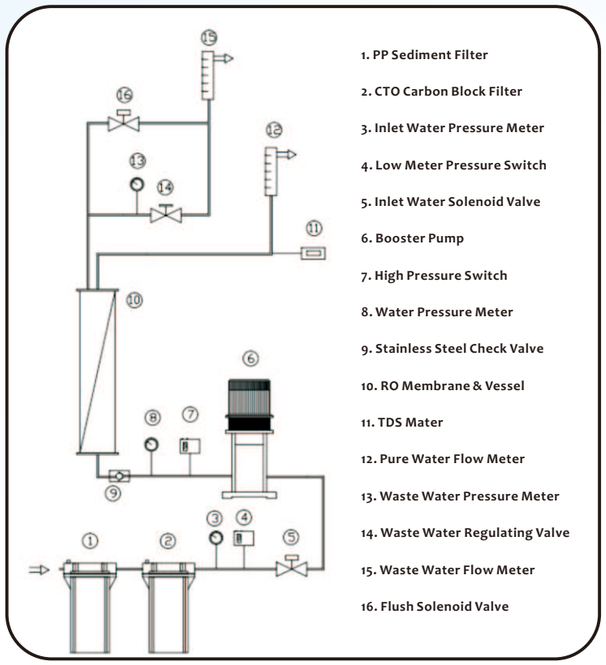

Model	SM-800	SM-1500	SM-3000	SM-4500	SM-6000
Pure-Water Out-Put	800GPD	1500GPD	3000GPD	4500GPD	6000GPD
RO-Membrane	4021*1	4040*1	4040*2	4040*3	4040*4
	Membrane Brand Option : FILMTEC, HYDRANAUTICS, CSM, Kusatsu				
Pump Power	0.75KW	1.5KW			
Recovery	15%	15%	29%	38%	46%
Filter	20" PP10μm & CTO			Option : 1,5 μmPP	
Flow Meter	RO Permeate & RO Concentrate				
Display	Total Dissolved Solids (TDS) PPM				
Voltage	220V/380V, 50/60Hz, 1,3 Phase				
Controller	Automatic Controller				
Pressure Gauge	Source-inlet & HP Pump Pressure & RO Concentrate				
Dimension (L*W*H cm)	63*50*132	63*50*155	63*50*155	96*50*155	96*75*155

KUSATSU WATER PURIFICATION EQUIPMENTS

UF Series Ultra Filters Units

Model : UF-1000/2000/3000/4000/5000/6000/7000/8000/10000/15A/20A

Ultrafiltration Specification and Performance for Hollow Fibre UF Device

Type	Capacity (T/H)	Number of Element (mm)	Power (Kw)	Dimensions (mm)	Weight (Kgs)
UF-1000	1.0	2	0.55	800*800*1750	75
UF-2000	2.0	4	1.1	800*1200*1750	90
UF-3000	3.0	6	1.1	800*1500*1750	105
UF-40000	4.0	8	1.5	900*1800*1750	120
UF-5000	5.0	10	1.5	900*1950*1750	140
UF-6000	6.0	12	2.2	1000*2100*1750	160

Type	Capacity (T/H)	Number of Element (mm)	Power (Kw)	Dimensions (mm)	Weight (Kgs)
UF-7000	7.0	14	2.2	1000*2250*1750	180
UF-8000	8.0	16	2.2	1000*2400*1750	200
UF-9000	9.0	18	2.2	1000*2550*1750	220
UF-10000	10.0	20	2.2	1000*2700*1750	250
UF-15A	15.0	28	3.0	2000*1800*1750	300
UF-20A	20.0	40	3.0	2000*1950*1750	400

RO System (IT/WP)

IT Series RO System

Model : IT-1500/3000/6000/9000/12000/15000

Item \ Model	IT-1500	IT-3000	IT-6000	IT-9000	IT-12000	IT-15000
Capacity (GPD)	1500	3000	6000	9000	12000	15000
Raw Water Flow (GPD)	7500	8500	12000	15000	18000	22000
Inlet Ø	¾"		1"		1 ¼"	
Salt Rejection	≥90%					
Raw Water TDS	≥1500ppm					
Raw Water Temperature	15~40°C					
Display	TDS meter, Flow Meter, Pressure Meter					
Voltage	220V 50/60Hz Single Phase, 380V 50/60Hz 3 Phase					
Total Power Consumption	1.8Kw	2.2Kw	2.3Kw	3.0Kw	3.8Kw	5.2Kw
Dimension	250*80*150cm		250*90*150cm		300*100*160cm	
Weight (Kg)	150	150	220	280	350	500

WP Series RO System

Model : WP-3000/4000/5000/8000/10000/15000/ 20000/25000/30000/35000/40000

Item \ Model	Capacity (L/H)	Salt Rejection	Inlet Tube Ø (mm)	Product Tube Ø (mm)	Dimension L*W*H (mm)	Weight (Kg)
WP-3000	3000	>95%	40	32	32	400
WP-4000	4000		40	32	32	420
WP-5000	5000		50	40	40	450
WP-8000	8000		50	40	40	500
WP-10000	10000		65	50	50	550
WP-15000	15000		65	50	50	1200
WP-20000	20000		80	65	65	1450
WP-25000	25000		80	65	65	1800
WP-30000	30000		80	65	65	2500
WP-35000	35000		100	80	80	3000
WP-40000	40000		100	80	80	3500

RO Membrane Cleaning Machine

RMC-01

RMC INTRODUCTION

RMC-01 can extend the service life of RO membrane by cleaning RO membrane periodically. It is set to clean one or more RO membranes at once, what's more, it is easy to maintain due to its open-type design. RMC-01 can effectively remove organic matter and scale formation matter like Calcium and magnesium on the surface of Membrane sheet. In this way, Each cleaning can extend RO membrane service life by 6-8 months. In order to Effectively recover the performance or RO membrane, please operate RMC-01 strictly according to RO membrane cleaning agent specification

EDI Ultrapure Water System

Item	EDI-P&F-0.5-HP	EDI-P&F-1.0-HP	EDI-P&F-2.0-HP	EDI-P&F-3.0-HP	EDI-P&F-4.0-HP
Product Flow (m3/h)	0.5	1.0	2.0	3.0	4.0
Min Product Flow (m3/h)	0.3	0.7	1.4	2.4	3.2
Max Product Flow (m3/h)	0.7	1.5	2.5	3.8	4.8
Recovery (%)	85-95	90-95	90-95	90-95	90-95
Resistivity (MΩcm)	≥ 15	≥ 15	≥ 15	≥ 15	≥ 15
Voltage (DCV)	9-18	15-30	30-60	45-90	60-120
Current (DCA)	2-5	2-5	2-5	2-5	2-5
Inlet Pressure (Mpa)	0.10-03	0.10-03	0.15-04	0.15-04	0.15-04
Max Pressure (Mpa)	0.7	0.7	0.7	0.7	0.7
Size of Fresh Produced Pipe	DN25	DN25	DN25	DN25	DN25
Size of Concentrate Inlet Outlet Pipe	DN15	DN15	DN15	DN15	DN15

Technical Parameters :

- » Inlet Water : Municipal Water
- » The Power Supply Voltage : 220V/50Hz
- » Total Power : 360W
- » Applicable Temperature : 5 ~ 38°C
- » DC Voltage of Mould Pile : 9-12 V
- » DC Current of Mould Pile : 2.5-3 A
- » Water Productio Pressure : 0.02-0.06 Mpa
- » Water Production Flow : 9-10 Lpm
- » Water Production Resistivity : 15-17 MΩ. Cm

Usage Industry :

High Precision electronic industry, Scientific research experiment, and high precision products and parts cleaning, etc.

KUSATSU WATER PURIFICATION EQUIPMENTS

Blow Moulding Machine

AX SERIES BLOW MOLDING MACHINE

CSD-AX1-2L/AX4-1.5L

AX SERIES BLOW MOLDING MACHINE

CSD-AX1-5L/AX2-5L/AX-10L

AX-W SERIES BLOW MOLDING MACHINE

CSD-AX2-W-5L

VARIES SYSTEM



Item		UNIT	CSD-AX1-2.5L	CSD-AX2-2L	CSD-AX3-1.5L	CSD-AX4-1.5L	CSD-AX1-5L	CSD-AX1-M-5GAL	CSD-AX2-W-5L	CSD-AX2-M-10L	CSD-AX2-M-5L
Cavity			1	2	3	3	1	1	2	2	2
Product Volume		L	≤ 2.5L	≤ 2L	≤ 1.5L	≤ 1.5L	≤ 5L	≤ 5GAL	≤ 5L	≤ 10L	≤ 5L
Production Capacity	Recomended Production Capacity	Pcs/h	1100-1600Pcs/h Based on 500mL bottle, Preform Neck 28-30mm, Weight : 17Gram	2100-2400Pcs/h Based on 500mL bottle, Preform Neck 28-30mm, Weight : 17Gram	2900-3200Pcs/h Based on 500mL bottle, Preform Neck 28-30mm, Weight : 17Gram	3900-4200Pcs/h Based on 500mL bottle, Preform Neck 28-30mm, Weight : 17Gram	700-850Pcs/h Based on 5L bottle, Preform Neck 45mm, Weight : 93Gram	220-240Pcs/h Based on 5L bottle, Preform Neck 55mm, Weight : 750 Gram	1400-1500Pcs/h Based on 5L bottle, Preform Neck 45mm, Weight : 93-120 Gram	1100-1200Pcs/h Based on 5L bottle, Preform Neck 45mm, Weight : 93-120 Gram	1400-1500Pcs/h Based on 5L bottle, Preform Neck 80mm, Weight : 93 Gram
Max. Diameter of Product		mm	Ø120	Ø100	Ø90	Ø90	Ø170	Ø270	Ø180	Ø200	Ø170
Neck Size of Product		mm	Ø15-Ø38	Ø15-Ø38	Ø15-Ø38	Ø15-Ø38	Ø38-Ø45	Ø45-Ø60	Ø60-Ø120	Ø45-Ø60	Ø38-Ø45
Useful Area of Mould Plate		mm	200X350	380X350	380X350	480X350	240X400	400X570	420X320	600X460	550X400
Mould Thickness		mm	200	200	200	200	240	400	250	300	240
Mould Stroke		mm	160	160	110	110	220	330	200	240	220
Clamping Force		Kn	120	120	120	210	240	300	300	300	240
Stretching Stroke		mm	450	430	430	430	450	660	380	590	450
Working Pressure		Mpa	0.8-1.0	0.8-1.0	0.8-1.0	0.8-1.0	0.8-1.0	0.8-1.0	0.8-1.0	0.8-1.0	0.8-1.0
Blowing Air Pressure		Mpa	2.6-3.0	2.6-3.0	2.6-3.0	2.6-3.0	2.6-3.0	2.6-3.0	2.6-3.0	2.6-3.0	2.6-3.0
Measurement of Main Blower		mm	1820X1100X1900	2280X1500X1900	2650X1780X1900	2810X2000X1900	2350X1550X1900	4200X2000X2300	3200X2000X1900	3200X2000X2200	3200X2000X2200
Power of Preheater		Kw	32	36	70	72	48	117	84	60	60
		A	48	54	105	108	72	175	126	90	90
Power of Main Blower		Kw	3	3	5	5	3	5	5	5	5
Weight of Main Blower		T	1.5	2	2.5	3	2	4.5	3.5	3.5	3.5
Measurement of Conveyer		mm	2570X2570X2700	2570X2570X2700	2570X2570X2700	2890X2570X2700	2570X2570X2700				
Weight of Conveyer		T	0.2	0.2	0.2	0.2	0.2				
High Pressure Air Compressor Unit	Power	Kw	18.5	18.5X2	22X2	22X2	22X2	22X4	22X3	22X4	22X4
	Pressure	Mpa	3.0	3.0	3.0	3.0	3.0	3.0	3.0	3.0	3.0
	Discharging Cap.	m³/min	1.5	3	4	4	4	6	6	10	8
Low Pressure Air Compressor Unit	Power	Kw		11	11	22	11	22	22	30	22
	Pressure	Mpa		1.25	1.25	1.25	1.25	1.25	1.25	1.25	1.25
	Discharging Cap.	m³/min		1.6	1.6	3.0	1.6	3.0	3.0	4.0	3.0
Air Tank	Capacity	m³		0.6	0.6	0.6	0.6	2X2	0.6X2	2	2
	Working Pressure	Mpa		3.0	3.0	3.0	3.0	3.0	3.0	3.0	3.0
Water Chiller	Cooling Cap.	kcal/hr	11900	11900	11900	24090	11900	11900	35200	35200	35200
	Compressor Motor	HP	5	5	5	10	5	5	10	10	10
Air Filter, Oil Filter Odor Removal Filter	Cooling Cap.	m³/min	2	3	4	4	1	6	6	10	8
	Compressor Motor	Mpa	3.0	3.0	3.0	3.0	3.0	3.0	3.0	3.0	3.0

Bottling Machine

Automatic Rinsing Filling Capping Machine for 5 Gallon Bottle

Model	QGF-60	QGF-100	QGF-150	QGF-250	QGF-300	QGF-400
Filling Heads	1	1	1	2	2	3
Barrel Volume	5 Gallon	5 Gallon	5 Gallon	5 Gallon	5 Gallon	5 Gallon
Barrel Size (mm)	Ø 270 x 490	Ø 270 x 490	Ø 270 x 490	Ø 270 x 490	Ø 270 x 490	Ø 270 x 490
Capacity (b/h)	60	100	150	250	300	400
Gas Pressure (MPa)	0.4~0.6	0.4~0.6	0.4~0.6	0.4~0.6	0.4~0.6	0.4~0.6
Gas Consumption (m/min)	0.1	0.2	0.37	0.4	0.6	0.6
Power (Kw)	1.4	2.2	1.75	3.5	3.8	4.0
Voltage	3*380V/50Hz	3*380V/50Hz	3*380V/50Hz	3*380V/50Hz	3*380V/50Hz	3*380V/50Hz
Dimension (L*W*H) mm	3000*900*1900	3000*900*1900	3600*900*1900	1700*4300*2200	1700*4300*2200	2000*4300*2200
Weight (Kg)	250	280	700	1500	1800	3800

KUSATSU WATER PURIFICATION EQUIPMENTS

Bottling Machine

3 in 1 Automatic Rising Filling Capping Machine (for 200ml to 2000ml Bottle)

Spec / Model	Capacity (b/h)	Bottle Height (mm)	Bottle Diameter (mm)	Power (Kw)
DGCF12-12-4	3000	150~300	Ø 50~90	5.18
DGCF18-18-6	6000			5.18
DGCF24-24-8	8000			6.58
DGCF32-32-10	12000			8.18
DGCF40-40-10	15000			9.2
DGCF50-50-12	18000			10.1

» **This Series are for the Production of 200ml to 2000ml Bottle**

» **The Capacity is according to 500ml Bottle**

Industrial Products

Ozone Generator & Air-Ozone Compound Machine

Parameters as Follows

- » Ozone generating Capacity : 6g/h
- » Air Supplier : Air
- » Power Supply : 220V/50Hz
- » Power : 650W
- » Net Weight : 45kg
- » Exterior Size : 510x490x1030mm

CFZY-6 Ozone Generator

Parameters as Follows

- » Ozone generating Capacity : 12g/h
- » Air Supplier : Air
- » Power Supply : 220V/50Hz
- » Power : 700W
- » Net Weight : 55kg
- » Exterior Size : 500x420x900mm

CFZY-12 Ozone Generator

Parameters as Follows

- » Ozone generating Capacity : 24g/h
- » Air Supplier : Air
- » Power Supply : 220V/50Hz
- » Power : 1000W
- » Net Weight : 75kg
- » Exterior Size : 500x420x1100mm

CFZY-24 Ozone Generator

CFY-150

FY-32

Middle and Mini type air source ozone generator

Item No.	Ozone Generator Capacity	Power	Remark	
CFZY-6	6g/h	650w	Cold wind, no need cooling water, with PSA Oxygen Generator	
CFZY-12	12g/h	700w		
CFZY-24	24g/h	1000w		
CFZY-50	50g/h	1.8kw	CFY-50\FY-10	Fission type, it assembled with CFY series ozone generator and FY Series Oxygen generator, it include Compressor and air filter in Oxgen Generator
CFZY-75	75g/h	2kw	CFY-75\FY-16	
CFZY-100	100g/h	3.2kw	CFY-100\FY-24	
CFZY-150	150g/h	4.5kw	CFY-150\FY-32	

Air source ozone generator (fission type, assemble with oxygen generator and air dryer)

Item No.	Ozone Generator Capacity	Power	Remark
CFZY-225	225g/h	14.5kw	With CFY-225, FO2-190-4 Oxygen Generator, WW-1.25/10-Q Air Compressor
CFZY-300	300g/h	26.8kw	With CFY-300, FO2-190-5 Oxygen Generator, 2-WW-3/7-Q Air Compressor
CFZY-400	400g/h	27.8kw	With CFY-400, FO2-190-6 Oxygen Generator, 2-WW-3/7-Q Air Compressor
CFZY-500	500g/h	29.8kw	With CFY-500, FO2-190-8 Oxygen Generator, 2-WW-3/7-Q Air Compressor

Mixture Tower & Mixture Tube

Mixture Tower

Item No.	Flow (m^3/h)	Dimension (mm)
TH-1	1	Ø270x3000
TH-2	2	Ø350x3000
TH-3	3	Ø450x3000
TH-6	6	Ø600x3000
TH-10	10	Ø750x3000
TH-15	15	Ø1000x3000
TH-20	20	Ø1200x3000
…	…	…

Single-Style / Anabranch-Style Mixture Tube

Bag Filter

Model	LD-B-F
Material	304/306
Diameter	219mm-850mm
Thickness	2mm-10mm
Reference Traffic	12T-1080T
Filter Selection	PP Filter Bag/ Bag
Filter Area	0.13m - 4.41m
Filter Bag Specification	102*410mm
	102*810mm
	180*410mm
	180*810mm
Filter Height	410mm/810mm/1300mm/1500mm
Total Height of The Filter	70-2000mm

KUSATSU WATER PURIFICATION EQUIPMENTS

Industrial Products

Media Filters & Micro Filters

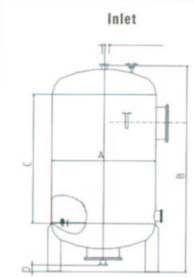

Carbon Steel Mechanical Filters

Model	A (mm)	B (mm)	C (mm)	D (mm)	Outlet (Dg)	Inlet (Dg)
300*1500	300	2010	1500	200	25	25
350*1500	350	2010	1500	200	25	25
400*1500	400	2010	1500	200	25	25
500*1500	500	2080	1500	200	31	31
600*1500	600	2150	1500	200	32	32
800*1500	800	2375	1500	250	40	40
1000*1500	1000	2475	1500	250	40	40
1200*1500	1200	2575	1500	250	50	50
1400*1500	1400	2675	1500	250	50	50
1500*1500	1500	2745	1500	300	50	50
1600*1500	1600	2845	1500	300	65	65
1800*1500	1800	2945	1500	300	65	65
2000*1500	2000	3045	1500	300	80	80
2200*1500	2200	3145	1500	300	80	80

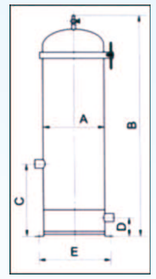

A:Inside diameter B:Total length
C: Height from inlet center to ground
D: Height from outlet center to ground
E: Distance between feet

Stainless Steel Micro Filters

Item No.	Filter Cartridge Nos.	A (mm)	B (mm)	C (mm)	D (mm)	E (mm)	Theoretical thickness (mm)	Inlet (mm)	Outlet (mm)	Remark
170*250	3	170	450	180	75	245	1.5	25	25	Work coupling type
170*500	3	170	700	180	75	245	1.5	25	25	Work coupling type
170*750	3	170	950	180	75	245	1.5	40	40	Work coupling type
170*1000	3	170	1200	180	75	245	1.5	40	40	Work coupling type
200*250	5	200	450	180	75	245	1.5	40	40	Work coupling type
200*500	5	200	700	180	75	245	1.5	40	40	Work coupling type
200*750	5	200	950	180	75	245	1.5	40	40	Work coupling type
200*1000	5	200	1200	180	75	245	1.5	50	50	Work coupling type
250*500	7	250	700	350	150	306	1.5	50	50	Flange type
250*750	7	250	950	350	150	306	1.5	50	50	Flange type
250*1000	7	250	1200	350	150	306	1.5	50	50	Flange type
300*500	10	300	700	350	150	356	1.5	50	50	Flange type
300*750	10	300	950	350	150	356	1.5	50	50	Flange type
300*1000	10	300	1200	350	150	356	1.5	50	50	Flange type
350*750	15	350	1100	350	150	406	2	65	65	Flange type
350*1000	15	350	1350	350	150	406	2	65	65	Flange type
400*750	18	400	1100	350	150	456	2	65	65	Flange type
400*1000	18	400	1350	350	150	456	2	65	65	Flange type
500*1000	24	500	1450	450	200	556	2.5	80	80	Flange type
600*1000	32	600	1450	450	200	656	3	80	80	Flange type
700*1000	55	700	1550	450	200	756	3	100	100	Flange type
800*1000	88	800	1550	450	200	856	3	150	150	Flange type

UPVC Micro Filters

Type		Material	Size	Cartridges pec	Cartridges Size	In/Out (mm)	Max Pressure
HPCF-5DC1	HPCF-3DC1	UPVC	10"	5/3	Ø225-H465	Dn40/ ANSI 1.5' (W=365)	A=0.4MPA
HPCF-5DC2	HPCF-3DC2		20"		Ø225-H715		
HPCF-5DC3	HPCF-3DC3		30"		Ø225-H965	Dn50/ ANSI2' (W=473)	B=0.6MPA
HPCF-5DC4	HPCF-3DC4		40"		Ø225-H1215		
HPCF-9DC2	HPCF-8DC2		20"	9/8	Ø315-H745	Dn80/ ANSI 3"	0.6MPA (86PSI)
HPCF-9DC3	HPCF-8DC3		30"		Ø315-H995		
HPCF-9DC4	HPCF-9DC4		40"		Ø315-H1245		

Stainless Steel Membrane Vessel



Spare Parts of the S/S Membrane Vessel

N-2
End Lid for S/S Membrane Vessel

Item \ Parameter	A (mm)	B (mm)	Theoretical Thickness (mm)	Outlet (mm, inch)	Outlet (mm, inch)
2521	540	65	2	Dn20, 3/4	Dn15, 12"
4021-1	598	120	2	Dn20, 3/4	Dn15 1/2"
4040-1	1090	120	2	Dn20, 3/4	Dn15, 1/2"
4040-2	2106	120	2	Dn20, 3/4	Dn15, 1/2"
4040-3	3122	120	2	Dn20, 3/4	Dn20, 3/4
4040-4	4138	120	2	Dn20, 3/4	Dn20, 3/4
8040-1	1228	255	3.5	Dn40, 1.5"	Dn15, 1"
8040-2	2244	255	3.5	Dn40, 1.5"	Dn15, 1"
8040-3	3260	255	3.5	Dn40, 1.5"	Dn15, 1"
8040-4	4276	255	3.5	Dn40, 1.5"	Dn15, 1"

Pressure Vessel

8" Pressure Vessel

Side Port

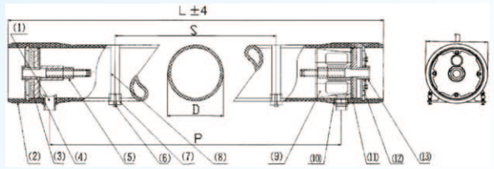

13	(PORT NUT)	2	ABS
12	(SECURING RING)	8	(STAINLESS STEEL 304)
11	(HEAD SEAL)	2	(EPDM)
10	(F/C PORT SEAL)	2	(EPDM)
9	(THRUST CONE)	1	ABS
8	(STRAP)	2	(STAINLESS STEEL)
7	(SADDLE)	2	(NATURE RUBBER)
6	(STRAP SCREW)	4	(STAINLESS STEEL 304)
5	(ADAPTER)	2	ABS
4	(SEALING PLATE)	2	ABS
3	(BEARING PLATE)	2	(ALUMINUM ALLOY)
2	(SHELL)	1	(FRP)
1	(F/C PORT)	2	(STAINLESS STEEL 304)
Number	**DESCRIPTION**	**QTY**	**MATERIAL**

WORKING PRESSURE	LENGTH	L INCH(mm)	S INCH(mm)	P INCH(mm)	D INCH(mm)
300PSI (2.1MPa)	1	57.95(1470)	27.99(711)	44.96(1142)	8.43(214)
	2	97.95(2486)	55.98(1422)	84.96(2158)	8.43(214)
	3	137.95(3502)	80.00(2032)	124.96(3174)	8.43(214)
	4	177.95(4518)	60.01*2(1626*2)	165.20(4190)	8.43(214)
	5	217.95(5534)	77.99*2(1981*2)	204.96(5206)	8.43(214)
	6	257.95(6550)	92.01*2(2337*2)	244.96(6222)	8.43(214)
	7	297.95(7566)	121.42*2(3084*2)	284.96(7238)	8.43(214)
450PSI (3.1MPa)	1	57.95(1470)	27.99(711)	44.96(1142)	8.58(218)
	2	97.95(2486)	55.98(1422)	84.96(2158)	8.58(218)
	3	137.95(3502)	80.00(2032)	124.96(3174)	8.58(218)
	4	177.95(4518)	60.01*2(1626*2)	165.20(4190)	8.58(218)
	5	217.95(5534)	77.99*2(1981*2)	204.96(5206)	8.58(218)
	6	257.95(6550)	92.01*2(2337*2)	244.96(6222)	8.58(218)
	7	297.95(7566)	121.42*2(3084*2)	284.96(7238)	8.58(218)
600PSI (4.1MPa)	1	59.69(1514)	711	44.96(1142)	8.66(220)
	2	99.69(2530)	1422	84.96(2158)	8.66(220)
	3	139.69(3546)	2032	124.96(3174)	8.66(220)
	4	179.69(4562)	1626*2	165.20(4190)	8.66(220)
	5	219.69(5578)	1981*2	204.96(5206)	8.66(220)
	6	259.69(6594)	92.00*2(2337*2)	244.96(6222)	8.66(220)
	7	299.69(7610)	321.42*2(3084*2)	284.96(7238)	8.66(220)
800PSI (5.5MPa)	1	59.69(1514)	711	44.96(1142)	8.82(224)
	2	99.69(2530)	1422	84.96(2158)	8.82(224)
	3	139.69(3546)	2032	124.96(3174)	8.82(224)
	4	179.69(4562)	1626*2	165.20(4190)	8.82(224)
	5	219.69(5578)	1981*2	204.96(5206)	8.82(224)
	6	259.69(6594)	92.00*2(2337*2)	244.96(6222)	8.82(224)
	7	299.69(7610)	321.42*2(3084*2)	284.96(7238)	8.82(224)
1000PSI (6.9MPa)	1	59.69(1514)	28.35(720)	44.96(1142)	8.90(226)
	2	99.69(2530)	58.66(1490)	84.96(2158)	8.90(226)
	3	139.69(3546)	82.68(2100)	124.96(3174)	8.90(226)
	4	179.69(4562)	65.75*2(1670*2)	165.20(4190)	8.90(226)
	5	219.69(5578)	79.53*2(2020*2)	204.96(5206)	8.90(226)
	6	259.69(6594)	93.70*2(2380*2)	244.96(6222)	8.90(226)
	7	299.69(7610)	122.28*2(3106*2)	284.96(7238)	8.90(226)

End Port

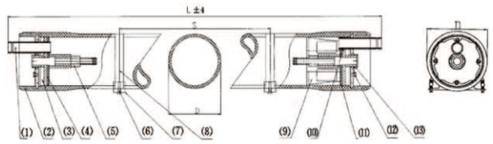

13	(PORT NUT)	2	ABS
12	(SECURING RING)	8	(STAINLESS STEEL 304)
11	(HEAD SEAL)	2	(EPDM)
10	(F/C PORT SEAL)	2	(EPDM)
9	(THRUST CONE)	1	ABS
8	(STRAP)	2	(STAINLESS STEEL)
7	(SADDLE)	2	(NATURE RUBBER)
6	(STRAP SCREW)	4	(STAINLESS STEEL 304)
5	(ADAPTER)	2	ABS
4	(SEALING PLATE)	2	ABS
3	(BEARING PLATE)	2	(ALUMINUM ALLOY)
2	(SHELL)	1	(FRP)
1	(F/C PORT)	2	(STAINLESS STEEL 304)
Number	**DESCRIPTION**	**QTY**	**MATERIAL**

WORKING PRESSURE	LENGTH	L INCH(mm)	S INCH(mm)	D INCH(mm)
300PSI (2.1MPa)	1	57.95(1470)	27.99(711)	8.43(214)
	2	97.95(2486)	55.98(1422)	8.43(214)
	3	137.95(3502)	80.00(2032)	8.43(214)
	4	177.95(4518)	60.01*2(1626*2)	8.43(214)
	5	217.95(5534)	77.99*2(1981*2)	8.43(214)
	6	257.95(6550)	92.01*2(2337*2)	8.43(214)
	7	297.95(7566)	121.42*2(3084*2)	8.43(214)
450PSI (3.1MPa)	1	57.95(1470)	27.99(711)	8.58(218)
	2	97.95(2486)	55.98(1422)	8.58(218)
	3	137.95(3502)	80.00(2032)	8.58(218)
	4	177.95(4518)	60.01*2(1626*2)	8.58(218)
	5	217.95(5534)	77.99*2(1981*2)	8.58(218)
	6	257.95(6550)	92.01*2(2337*2)	8.58(218)
	7	297.95(7566)	121.42*2(3084*2)	8.58(218)
600PSI (4.1MPa)	1	59.69(1514)	711	8.66(220)
	2	99.69(2530)	1422	8.66(220)
	3	139.69(3546)	2032	8.66(220)
	4	179.69(4562)	1626*2	8.66(220)
	5	219.69(5578)	1981*2	8.66(220)
	6	259.69(6594)	92.00*2(2337*2)	8.66(220)
	7	299.69(7610)	321.42*2(3084*2)	8.66(220)
800PSI (5.5MPa)	1	59.69(1514)	711	8.82(224)
	2	99.69(2530)	1422	8.82(224)
	3	139.69(3546)	2032	8.82(224)
	4	179.69(4562)	1626*2	8.82(224)
	5	219.69(5578)	1981*2	8.82(224)
	6	259.69(6594)	92.00*2(2337*2)	8.82(224)
	7	299.69(7610)	321.42*2(3084*2)	8.82(224)
1000PSI (6.9MPa)	1	59.69(1514)	28.35(720)	8.90(226)
	2	99.69(2530)	58.66(1490)	8.90(226)
	3	139.69(3546)	82.68(2100)	8.90(226)
	4	179.69(4562)	65.75*2(1670*2)	8.90(226)
	5	219.69(5578)	79.53*2(2020*2)	8.90(226)
	6	259.69(6594)	93.70*2(2380*2)	8.90(226)
	7	299.69(7610)	122.28*2(3106*2)	8.90(226)

KUSATSU WATER PURIFICATION EQUIPMENTS

Pressure Vessel

4" Pressure Vessel

Side Port

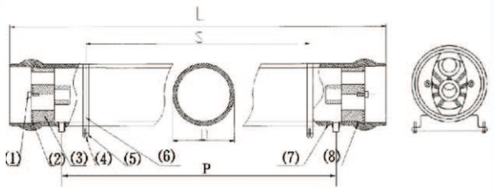

8	(END PLUGSEAL)	2	(EPDM)
7	(SHELL)	1	(FRP)
6	(STRAP)	2	(STAINLESS STEEL)
5	(SADDLE)	2	(NATURE RUBBER)
4	(STRAP SCREW)	4	(STAINLESS STEEL 304)
3	(END PLUG)	2	ABS
2	(BAFFLE)	4	(STAINLESS STEEL 304)
1	(SCREW)	4	(STAINLESS STEEL 304)
Number	**DESCRIPTION**	**QTY**	**MATERIAL**

WORKING PRESSURE	LENGTH	L INCH(mm)	S INCH(mm)	P INCH(mm)	D INCH(mm)
300PSI (2.1MPa)	1	46.85(1190)	24.02(610)	39.88(1013)	4.41(112)
	2	86.85(2206)	53.15(1350)	79.88(2029)	4.41(112)
	3	126.85(3222)	77.17(1960)	109.88(3045)	4.41(112)
	4	166.85(4238)	62.20*2(1580*2)	159.88(4061)	4.41(112)
450PSI (3.1MPa)	1	46.85(1190)	24.02(610)	39.88(1013)	4.49(114)
	2	86.85(2206)	53.15(1350)	79.88(2029)	4.49(114)
	3	126.85(3222)	77.17(1960)	109.88(3045)	4.49(114)
	4	166.85(4238)	62.20*2(1580*2)	159.88(4061)	4.49(114)
600PSI (4.1MPa)	1	46.85(1190)	24.02(610)	39.88(1013)	4.57(116)
	2	86.85(2206)	53.15(1350)	79.88(2029)	4.57(116)
	3	126.85(3222)	77.17(1960)	109.88(3045)	4.57(116)
	4	166.85(4238)	62.20*2(1580*2)	159.88(4061)	4.57(116)
800PSI (5.5MPa)	1	48.43(1230)	24.02(610)	39.88(1013)	4.65(118)
	2	88.43(2246)	53.15(1350)	79.88(2029)	4.65(118)
	3	128.43(3262)	77.17(1960)	109.88(3045)	4.65(118)
	4	168.43(4278)	62.20*2(1580*2)	159.88(4061)	4.72(118)
1000PSI (6.9MPa)	1	48.43(1230)	24.02(610)		4.72(120)
	2	88.43(2246)	53.15(1350)		4.72(120)
	3	128.43(3262)	77.17(1960)		4.72(120)
	4	168.43(4278)	62.20*2(1580*2)		4.72(120)

End Port

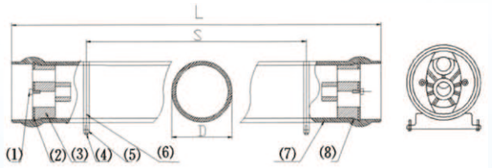

8	(END PLUGSEAL)	2	(EPDM)
7	(SHELL)	1	(FRP)
6	(STRAP)	2	(STAINLESS STEEL)
5	(SADDLE)	2	(NATURE RUBBER)
4	(STRAP SCREW)	4	(STAINLESS STEEL 304)
3	(END PLUG)	2	ABS
2	(BAFFLE)	4	(STAINLESS STEEL 304)
1	(SCREW)	4	(STAINLESS STEEL 304)
Number	**DESCRIPTION**	**QTY**	**MATERIAL**

WORKING PRESSURE	LENGTH	L INCH(mm)	S INCH(mm)	D INCH(mm)
300PSI (2.1MPa)	1	46.85(1190)	24.02(610)	4.41(112)
	2	86.85(2206)	53.15(1350)	4.41(112)
	3	126.85(3222)	77.17(1960)	4.41(112)
	4	166.85(4238)	62.20*2(1580*2)	4.41(112)
450PSI (3.1MPa)	1	46.85(1190)	24.02(610)	4.49(114)
	2	86.85(2206)	53.15(1350)	4.49(114)
	3	126.85(3222)	77.17(1960)	4.49(114)
	4	166.85(4238)	62.20*2(1580*2)	4.49(114)
600PSI (4.1MPa)	1	46.85(1190)	24.02(610)	4.57(116)
	2	86.85(2206)	53.15(1350)	4.57(116)
	3	126.85(3222)	77.17(1960)	4.57(116)
	4	166.85(4238)	62.20*2(1580*2)	4.57(116)
800PSI (5.5MPa)	1	48.43(1230)	24.02(610)	4.65(118)
	2	88.43(2246)	53.15(1350)	4.65(118)
	3	128.43(3262)	77.17(1960)	4.65(118)
	4	168.43(4278)	62.20*2(1580*2)	4.72(118)
1000PSI (6.9MPa)	1	48.43(1230)	24.02(610)	4.72(120)
	2	88.43(2246)	53.15(1350)	4.72(120)
	3	128.43(3262)	77.17(1960)	4.72(120)
	4	168.43(4278)	62.20*2(1580*2)	4.72(120)

Industrial RO Membrane

Kusatsu RO Membrane

Applications for Reverse Osmosis Membranes

RO Membrane Parameter

Item No.	LP-4021	LP-4040	LP-8040	BW-4021	BW-4040	BW -8040	HB-4021	HB-4040	HB-8040
Active Area ft²(m²)	3.3	7.5	37	3.3	7.5	37	3.3	7.5	37
Permeate Flow Rate gpd(m³)	1000	2500	10000	1000	2500	10000	1000	2500	10000
NaCL	1000mg/L	1000mg/L	1000mg/L	1500mg/L	1500mg/L	1500mg/L	2000mg/L	2000mg/L	2000mg/L
Test Pressure(psi)	110	110	110	150	150	150	225	225	225
PH	7.5	7.5	7.5	7.5	7.5	7.5	7.5	7.5	7.5
Single Membrane Recovery	15%	15%	15%	15%	15%	15%	15%	15%	15%
Stabilized Salt Rejection (%)	98	98	98	99	99	99	99.5	99.5	99.5
Min. Salt Rejection(%)	97	97	97	98	98	98	99	99	99
Unit Packing Dimension(cm)	13*13*60	13*13*110	22*22*105	13*13*60	13*13*110	22*22*105	13*13*60	13*13*110	22*22*105

KUSATSU WATER PURIFICATION EQUIPMENTS

Industrial RO Membrane

Filmtec RO Membrane

Item No.	Nominal Active Surface Area ft²(m²)	Permeate Flow Rate gpd (m³/d)	Stabilized Salt Rejection
BW30-4040	78(7.2)	2400(9.1)	99.5%
LCLE4040	440(41)	11500(43)	99.3%
BW30-400	400(37)	10500(40)	99.5%
BW30-440i	440(41)	11500(43)	99.5%

Hydranautics RO Membrane

4 inch Membrane

Classify	Item No.	active surface area ft²(m²)	Membrane standard performance			Test Condition	
			Salt Rejection		Water output gpd (m³/d)	Pressure Psi/Mpa	Nacl m/L
			Nominal	Minimum			
Exceed low pressure	ESPA1-4040	85/7.9	99.3	99.0	2600/9.84	150/1.05	1500
	ESPA2-4040		99.6	99.4	1900/7.20		
	ESPA4-4040		99.2	99.0	2500/9.46	100/0.70	500
Sea water desaltation	SWC6-4040		99.7	99.5	2500/9.5	800/5.52	32000

8 inch Membrane

Classify	Item No.	active surface area ft²(m²)	Thickness mil	Membrane standard performance			Test Condition	
				Salt Rejection		Water output gpd (m³/d)	Pressure Psi/Mpa	Nacl m/L
				Nominal	Minimum			
Exceed low pressure	ESPA1	400/37.2	28	99.3	99.0	12000/45.4	150/1.05	1500
	ESPA2	400/37.2	28	99.6	99.5	9000/34.1		
	ESPA2Max	440/40.9	26	99.6	99.5	12000/45.4		
	ESPA4	400/37.2	28	99.2	99.0	12000/45.4	100/0.70	500
	ESPAB	400/37.2	28	99.2	99.0	8600/32.6	150/1.05	1500
Sea water desaltation	SWC5	400/37.2	28	99.8	99.7	9000/34.1	800/5.52	32000

UF Membrane

Model	Size	Water output	Water Inlet	Water outlet	Drain
SH-IF-315L	Φ315*1503mm	4.5~8.0m³/H	DN50	DN50	DN50
SH-IF-315S	Φ315*984mm	3.0~5.0m³/H	DN50	DN50	DN50
SH-IF-250	Φ250*1470mm	2.5~3.5m³/H	DN50	DN50	DN50
SH-IF-225	Φ225*1503mm	2.0~3.5m³/H	DN40	DN40	DN40
SH-IF-200	Φ200*1650mm	2.0~3.5m³/H	DN40	DN40	DN40
SH-IF-160	Φ160*1100mm	1.0~2.0m³/H	DN32	DN32	DN32
SH-IF-90	Φ90*1000mm	0.3~0.6m³/H	DN20	DN20	DN20

Control Vale

Fleck Control Valve

F-5600

F-9500

F-3900

F-9000

F-2750

Model Number	Inlet/Outlet Size	Rating Flux	Maximal Flush Flux	Remark
2510	1"	4.3	3.8	Time or Flow
5600	3/4"-1"	4.5	1.5	Time or Flow
5600S	3/4"-1"	4.5	1.5	Time or Flow
6600	3/4"-1"	4.5	1.5	Time or Flow
6700	3/4"-1"	4.5	1.5	Time or Flow
8500	3/4"-1"	3.4	0.9	Time or Flow
2750	1"	5.9	5.6	Time or Flow

Model Number	Inlet/Outlet Size	Rating Flux	Maximal Flush Flux	Remark
2850	1"-1/2"	11.5	11.0	Time or Flow
2900	2"	24.0	5.6	Time or Flow
3150	2"	21.5/22.7	24.7/23.8	Time or Flow
3900	3"	56.8	22.7	Time or Flow
9000	1"	4.7	1.9	Time or Flow
9500	1.5"	9.7	3.6	Time or Flow

Autotrol Control Valve

A 255

A 268, 263

MN 742

Model Number	Specification	Water Output	Suitable Vessel
163/440i	Time type filtration 1" Inlet/Outlet Size	0.4-2 Ton/Hour	844-1054
180/440 Side fitting	Time type softening 1.5" Inlet/Outlet Size	4-10 Ton/Hour	1665-2472
180/440 Side fitting	Time type filtration 1.5" Inlet/Outlet Size	2.5-5 Ton/Hour	1465-2472
180/440 Top fitting	Time type softening 1.5" Inlet/Outlet Size	4-10 Ton/Hour	1665-2472
180/440 Top fitting	Time type softening 1.5" Inlet/Outlet Size	2.5-5 Ton/Hour	1665-2472
MN942F	Time type filtration 1.5" Inlet/Outlet Size	4-20 Ton/Hour	1465-3672
MN942S	Time type softening 1.5" Inlet/Outlet Size	2.5-12 Ton/Hour	1665-3672

Model Number	Specification	Water Output	Suitable Vessel
255/460i	Time type softening 3/4" Inlet/Outlet Size	0.5-2 Ton/Hour	635-1054
268/460	Time type softening 1" Inlet/Outlet Size	2-3 Ton/Hour	1248-1354
180/450QC	Time type softening 1.5" Inlet/Outlet Size	4-10 Ton/Hour	1645-2472
Mn962	Time type softening 1.5" Inlet/Outlet Size	4-20 Ton/Hour	1645-3672

KUSATSU WATER PURIFICATION EQUIPMENTS

Control Vale

Auto-Filter Valve

TMF67B

TMF71B

TMF75A

Item No.	Controller Mode	Pressure	Temperature	Maximum Water Output	Filter Tank Diameter	Water inlet/outlet	Drain	Center pipe	Base
TMF67B	Time/ PTC	0.1-0.6Mpa	5-45(℃)	6T/H	6-14"	1" internal thread	1" internal thread	1"	2-1/2"
TMF71B	Time/ PTC	0.1-0.6Mpa	5-45(℃)	2T/H	6-10"	3/4" external thread	3/4" external thread	1.05"	2-1/2"
TMF75A	Time/ PTC	0.1-0.6Mpa	5-45(℃)	10T/H	10-24"	2" external thread	2" external thread	1-1/2"	4"

Auto-Soften Valve

TMF63C3

TMF69A

TMF74A

TMF77

Item No.	Controller Mode	Pressure	Temperature	Maximum Water Output	Filter Tank Diameter	Water inlet/outlet	Drain	Salt absorb	Center pipe	Base
TMF69A	Time/ Reflux regeneration	0.1-0.6Mpa	5-45(℃)	2T/H	6-12"	3/4" internal thread	1/2" external thread	3/8" external thread	1.05"	2-1/2"
TMF74A	Time/ Flume regeneration	0.1-0.6Mpa	5-45(℃)	10T/H	10-30"	2" external thread	1" external thread	1/2" external thread	1-1/2"	4"
TMF63C3	Time/ Flume regeneration	0.1-0.6Mpa	5-45(℃)	4T/H	6-18"	1" external thread	1/2" external thread	3/8" external thread	1.05"	2-1/2"
TMF77	Time/ Flow /Flume regeneration	0.1-0.6Mpa	5-45(℃)	18T/H	36-42"	2" external thread	2" external thread	3/4" external thread	1-1/2"	4"

Manual Multi-Way Valve

TMF52(Top Mount)
Horizontal mount for option

TMF56A

TMF56D

TMF56F

Item No.	Controller Mode	Pressure	Temperature	Maximum Water Output	Filter Tank Diameter	Water inlet/outlet	Drain	Center pipe	Base
TMF56A	Manual	0.1-0.6Mpa	5-45(℃)	4T/H	6-12"	1" internal thread	1" internal thread	1.05"	2-1/2"
TMF56F	Manual	0.1-0.6Mpa	5-45(℃)	6T/H	6-14"	1" internal thread	1" internal thread	1"	2-1/2"
TMF52	Manual	0.1-0.6Mpa	5-45(℃)	1T/H		1/2" internal thread	1/2" internal thread	16.5mm	M82*3
TMF56D	Manual	0.1-0.6Mpa	5-45(℃)	10T/H	10-24"	2" internal thread	2" internal thread	1-1/2"	4"

Manual Soften Valve

TMF64D

TMF64A

TMF64B

TMF64F

Item No.	Controller Mode	Pressure	Temperature	Maximum Water Output	Filter Tank Diameter	Water inlet/outlet	Drain	Salt absorb	Center pipe	Base
TMF64F	Time/ Flume regeneration	0.15-0.6Mpa	5-45(℃)	6T/H		1-1/2" external thread	3/4" external thread	1/2" external thread	1.25"	4"
TMF64A	Time/ Flume regeneration	0.1-0.6Mpa	5-45(℃)	4T/H	6-18"	1" internal thread	1/2" external thread	3/8" external thread	1.05"	2-1/2"
TMF64B	Time/ Flume regeneration	0.1-0.6Mpa	5-45(℃)	2T/H	6-12"	3/4" internal thread	1/2" external thread	3/8" external thread	1.05"	2-1/2"
TMF64D	Time/ Flume regeneration	0.1-0.6Mpa	5-45(℃)	10T/H	10-30"	2" external thread	1" external thread	1/2" external thread	1-1/2"	4"

FRP Pressure Vessel

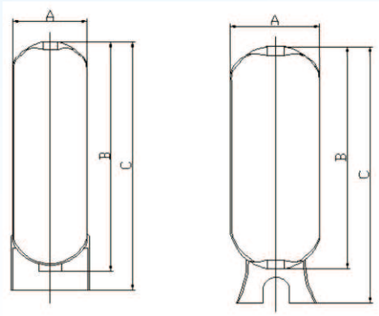

Size		Diameter (mm)	Height (mm)		Top Open	Botton Open
In	mm		With Base	Without Base		
7*24(PE)	Φ170×610	181	645	610	2.5”	/
7*35(PE)	Φ170×875	181	925	890	2.5”	/
8*17(PE)	Φ200×430	206	460	430	2.5”	/
8*20(PE)	Φ200×500	206	495	470	2.5”	/
8*35(PE)	Φ200×875	232	920	890	2.5”	/
8*44(PE)	Φ200×1100	206	1140	1115	2.5”	/
9*35(PE)	Φ220×875	232	905	890	2.5”	/
9*40(PE)	Φ220×1005	232	1025	1005	2.5”	/
9*48(PE)	Φ220×1220	232	1230	1205	2.5”	/
10*17(PE)	Φ250×430	257	460	430	2.5”	/
10*35(PE)	Φ250×875	257	915	890	2.5”	/
10*44(PE)	Φ250×1100	257	1145	1115	2.5”	/
10*54(PE)	Φ250×1350	257	1400	1370	2.5”	/
12*48(PE)	Φ300×1215	308	1225	1215	2.5”	/
12*52(PE)	Φ300×1320	308	1355	1320	2.5”	/
12*52(PE)	Φ300×1320	308	1355	1310	2.5”	/
12*65(PE)	Φ300×1650	308	1675	1610	2.5”	/
13*54(PE)	Φ330×1350	334	1400	1370	2.5”	/
14*65(PE)	Φ350×1650	358	1665	1610	2.5”	/
14*65(PE)	Φ350×1650	358	1665	1610	4”	/
16*65(PE)	Φ400×1650	405	1665	1640	2.5”	/
16*65(PE)	Φ400×1650	405	1665	1640	4”	/
16*65(PE)	Φ400×1650	405	1765	1640	4”	4”
16*72(FRP)	Φ400×1800	405	1850	1795	2.5”	/
16*72(FRP)	Φ400×1800	405	1850	1795	4”	/
16*72(FRP)	Φ400×1800	405	1950	1795	4”	4”
18*65(PE)	Φ450×1650	475	1900	1665	4”	/
18*65(PE)	Φ450×1650	475	1900	1665	4”	4”
20*72(FRP)	Φ500×1800	517	2040	1800	4”	4”
21*62(PE)	Φ530×1550	545	1840	1600	4”	/
21*62(PE)	Φ530×1560	545	1840	1600	4”	4”
24*72(FRP)	Φ600×1800	612	2040	1800	4”	4”
30*72(FRP)	Φ750×1800	762	2040	1800	4”	4”
36*72(FRP)	Φ900×1800	930	2140	1800	4”	4”
40*72(FRP)	Φ1000×1800	1020	2145	1800	6”FLG	6”FLG
48*72(FRP)	Φ1200×1800	1220	2110	1800	6”FLG	6”FLG
48*96(FRP)	Φ1200×2400	1220	2695	2400	6”FLG	6”FLG
60*96(FRP)	Φ1500×2400	1520	2655	2400	6”FLG	6”FLG

Metering Pump & Pressure Meter

SEKO Pump

LMI Pump

PULSAFEEDER Pump

Item No.		Pressure (Mpa)	Flow (L/h)	Inlet/Outlet Size (mm)	Power (w)
AKS: W/O Liquidometer Alam	603	0.12	4.0	4/6	12.2
		0.1	5.0		
		0.08	6.0		
		0.02	8.0		
	800	0.12	7.0	4/6	23.9
		0.1	10.0		
AKL: With Liquidometer Alam		0.05	15.0		
		0.01	18.0		
	803	0.05	20.0	8/12	22.2
		0.04	25.0		
		0.02	40.0		
		0.01	54.0		

Spec. Code	Item No.	Flow(L/h)	Pressure(bar)
0.9	B116-398TI	0~6.10	10.3
0.9	B126-398TI	0~9.50	6.90
1.8	B136-398TI	0~17.0	3.50
3.0	B146-398TI	0~26.5	2.07
1.8	C116-368TI	0~9.50	10.3
1.8	C126-368TI	0~15.1	6.90
3.0	C136-368TI	0~30.3	4.10
6.0	C146-36	0~75.7	1.70
6.0	C786-36	0~95.0	2.07

Item No.	Rated Flow(L/h)	Maximum Pressure(bar)
X003	0.59	5.6
X015	1.89	5.6
X024	3.80	5.6
X030	4.73	5.6
LB02SB-PTCI	0.9	10
LB03SB-PTCI	1.9	10
LB04SB-PTCI	3.8	7
LB64SB-PTCI	4.7	7

PR-101 ø40mm

PR-105 ø52mm

PR-102 Oil Buried ø63mm

PR-103 ø40mm

PR-106 Oil Buried ø52mm

PR-104 Oil Buried ø63mm

Portrait Port

Max. measurement range :0-3500psi/0-240kg/cm²

Item No	101	102	103	104	105	106
Carton size	44x36x17cm	44x36x17cm	44x36x17cm	44x36x17cm	44x36x17cm	44x36x17cm
Quantity per carton	250pcs/carton	70pcs/carton	250pcs/carton	100pcs/carton	126pcs/carton	150pcs/carton

Brine Valve & Flow Meter

BV-1700 BV-434-N BV-1600-N BV-454 BV-434 BV-1600

BV-43010/43011

D-3
Air Check

F-1 ZG1/2"
F-2 ZG3/4"
Mixing flow device

Item No.	Matrial	Pressure(mpa)	Water Temp(℃)
BV-43010	ABS	0.15-0.60	5-50(℃)
BV-43011			
BV-1600			
BV-1600-N			
BV-1700			
BV-434			
BV-434-N			
BV-454			

Panel Type Flow Meter

Item No.	Measure				
	GPM	LPM	Inlet/Outlet Size	Size(cm)	Quantity of each carton
K0	0.1-0.8GPM	0.2-3LPM	ZG1/2"	45*45*21	50
K1	0.1-1GPM	0.5-4LPM	ZG1/2"	45*45*21	50
K2	0.2-2GPM	1-7LPM	ZG1/2"	45*45*21	50
K3	0.5-5GPM	2-18LPM	ZG1/2"	45*45*21	50
K4	1-10GPM	5-35LPM	ZG1"	49*49*24	25
K5	2-14GPM	12-52LPM	ZG1"	49*49*24	25
K6	2-20GPM	10-70LPM	ZG1"	49*49*24	25
K7	5-35GPM	30-130LPM	ZG1"	49*49*24	25

Inline Type Flow Meter

Item No.	Measure				
	GPM	LPM	Inlet/Outlet Size	Size(cm)	Quantity of each carton
Z-4001	0.2-2GPM	1-7LPM	ZG1/2" or ZG3/8"	43.5*28*28	50
Z-4002	0.5-5GPM	2-18LPM	ZG1/2" or ZG3/8	43.5*28*28	50
Z-4003	1-10GPM	5-35LPM	ZG1"	47*34*34	35
Z-4004	2-20GPM	10-70LPM	ZG1"	47*34*34	35
Z-4005	3-30GPM	12-120LPM	ZG1"	47*34*34	35
Z-4006	20-60GPM	20-240LPM	ZG1.5"	47*34*34	35
	6-60GPM	20-240LPM	ZG1.5"	47*34*34	35
	10-60GPM	20-240LPM	ZG1.5"	47*34*34	14
Z-4007	20-80GPM	30-300LPM	ZG1.5"	47*34*34	10
	20-100GPM	40-400LPM	ZG1.5"	47*34*34	10
Z-4008	50-150GPM	190-550LPM	ZG2"	47*34*34	10
Z-4009	60-200GPM	200-750LPM	ZG2"	47*34*34	10

KUSATSU WATER PURIFICATION EQUIPMENTS

Brine Tank

DK-01
Dosing Tank
Capacity:80L
100L
120L

BK-01
Brine Tank
Capacity:80L

BK-02
Brine Tank
Capacity:130L

BK-03
Brine Tank
Capacity:120L

BK-04
Brine Tank
Capacity:180L

JS/YT-100l

JS/YT-200l

JS/YT-350l

Item No.	Capacity(L)	Dimension(mm)
JS/YT-60l	60	ø390×H810
JS/YT-100l	100	ø450×H940
JS/YT-145l	145	ø500×H1060
JS/YT-200l	200	ø550×H1160
JS/YT-350l	350	ø740×H1275
JS/YT-500l	500	ø840×H1335
JS/YT-750l	750	ø960×H1395
JS/YT-1000l	1000	ø1080×H1460
JS/YT-1500l	1500	ø1240×H1575
JS/YT-2000l	2000	ø1360×H1690

Tank Head

(2.5" Tank head)

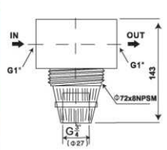

XN-1-3/4(JD101)

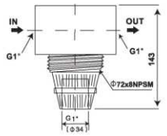

XN-1-1(JD102)

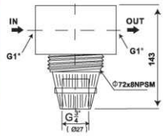

XN-2-0(JD103)

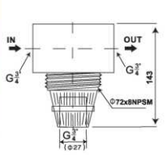

XN-6-3/4(JD104)

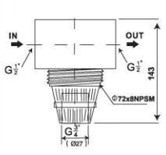

XN-6-1/2(JD109)

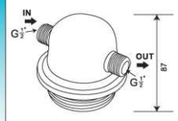

XN-7-1/2(JD110)

(Serial No.)	(item no.)	Diameter(inches/mm)
JD101	XN–1–3/4	6"–16"(Ø150–ø400mm)
JD102	XN–1–1	6"–16"(Ø150–ø400mm)
JD103	XN–2–0	6"–16"(Ø150–ø400mm)
JD104	XN–6–3/4	6"–16"(Ø150–ø400mm)
JD109	XN–6–1/2	6"–16"(Ø150–ø400mm)
JD110	XN–7–1/2	6"–16"(Ø150–ø400mm)

(4" Tank head)

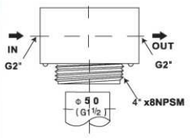

XN-3-1 1/2(JD105)

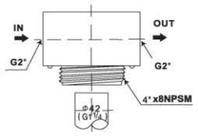

XN-3-1 1/4(JD106)

(Serial No.)	(item no.)	Diameter(inches/mm)
JD105	XN–3–1 1/2	16"–36"(Ø400–ø900mm)
JD106	XN–3–1 1/4	16"–24"(Ø400–ø600mm)

(4 1/2"Tank head)

XN-5-1(JD108)

(Multi-ways Backwash Valve)

XN-4-1(JD107A) XN-4-3/4(JD107B)

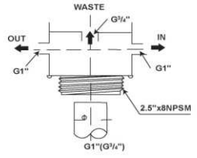

Valve core (ceramic)

(Serial No.)	(item no.)	Diameter(inches/mm)	(Flow)
JD107A	XN–4–1	10"–20"(Ø250–ø500mm)	6m3/h
JD107B	XN–4–3/4	8"–16"(Ø200–ø400mm)	2m3/h
JD108	XN–5–1	10"–18"(Ø250–ø450mm)	

Distributor

(3/4" top & bottom distributor)

SS-4-3/4 (JD203) XS-4-3/4 (JD204) JD226-A

Remarks: these two items are combined with XN-1-3/4, XN-6-3/4 as a set

(1" top & bottom distributor)

SS-4-1 (JD205) XS-4-1 (JD206) JD226-B

Remarks: these two items are combined with XN-1-1 as a set

(Serial No.)	(item no.)	(Discription)	Diameter(inches/mm)
JD203	SS–4–3/4	(3/4" top distributor)	6"–12"(Ø150–ø300mm)
JD204	XS–4–3/4	(3/4" bottom distributor)	6"–12"(Ø150–ø300mm)
JD205	SS–4–1	(1" top distributor)	6"–16"(Ø150–ø400mm)
JD206	XS–4–1	(1" bottom distributor)	6"–16"(Ø150–ø400mm)
JD226–A	XS–4–3/4–D	(3/4" double bottom distributor)	10"–16"(Ø250–ø400mm)
JD226–B	XS–4–1–D	(1" double bottom distributor)	10"–16"(Ø250–ø400mm)

(Autotrol top & bottom distributor)

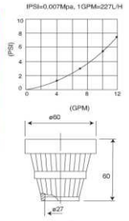

SS-3A-3/4(JD207)

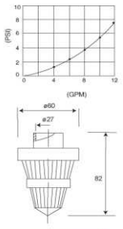

XS-3A-3/4(JD208)

(Serial No.)	(item no.)	(Discription)	Diameter(inches/mm)
JD207	SS–3A–3/4	(Autotrol top distributor)	6"–12"(Ø150–ø300mm)
JD208	XS–3A–3/4	(Autotrol bottom distributor)	6"–12"(Ø150–ø300mm)

(Top & bottom distributor)

SS-5-3/4(JD211)
SS-5-1(JD213)

XS-5-3/4(JD212)
XS-5-1(JD214)

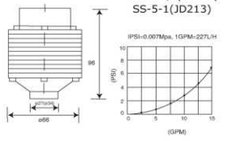

SS-5-3/4
SS-5-1

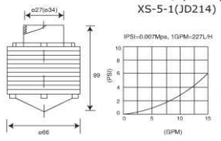

XS-5-3/4
XS-5-1

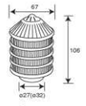

XS-6-3/4(JD241)
XS-6-1(JD243)

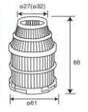

SS-6-3/4(JD240)
SS-6-1(JD242)

(Serial No.)	(item no.)	(Discription)	Diameter(inches/mm)
JD211	SS–5–3/4	(3/4" top distributor)	6"–12"(Ø150–ø300mm)
JD212	XS–5–3/4	(3/4" bottom distributor)	6"–12"(Ø150–ø300mm)
JD213	SS–5–1	(1" top distributor)	8"–16"(Ø200–ø400mm)
JD214	XS–5–1	(1" bottom distributor)	8"–16"(Ø200–ø400mm)
JD240	SS–6–3/4	(3/4" top distributor)	6"–12"(Ø150–ø300mm)
JD241	XS–6–3/4	(3/4" bottom distributor)	6"–12"(Ø150–ø300mm)
JD242	SS–6–1	(1" top distributor)	8"–16"(Ø200–ø400mm)
JD243	XS–6–1	(1" bottom distributor)	8"–16"(Ø200–ø400mm)

Remark: SS-5 series have two different connections with the Fleck Valve or the tank head. one is connected by glue, other is the quick lock. pls be advised in the order

FLECK (Top & bottom distributor)

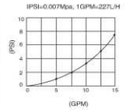

SS-3F-3/4(JD209)
SS-3F-1(JD220)

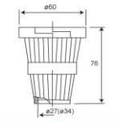

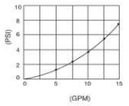

XS-3F-3/4(JD210)

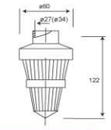

(Serial No.)	(item no.)	(Discription)	Diameter(inches/mm)
JD209	SS–3F–3/4	(Fleck top distributor)	6"–12"(Ø150–ø300mm)
JD210	XS–3F–3/4	(Fleck bottom distributor)	6"–12"(Ø150–ø300mm)
JD220	SS–3F–1	(Fleck top distributor)	6"–12"(Ø150–ø300mm)

CLARK(Top & bottom distributor)

JD219

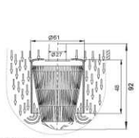

JD239

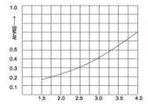

(Serial No.)	(Discription)	Diameter(inches/mm)
JD219	(3/4" CLARK top distributor)	5"–12"(Ø125–ø300mm)
JD239	(3/4" bottom distributor)	5"–12"(Ø125–ø300mm)

(Top & bottom distributor)

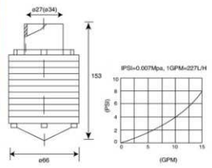

SS-5-3/4-L(JD230)
XS-5-3/4-L(JD231)

(Serial No.)	(item no.)	(Discription)	Diameter(inches/mm)
JD230	SS–5–3/4–L	(3/4" top distributor)	6"–16"(Ø150–ø400mm)
JD231	XS–5–3/4–L	(3/4" bottom distributor)	6"–16"(Ø150–ø400mm)

(Top & bottom distributor)

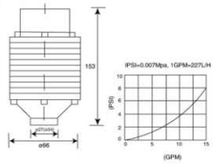

SS-5-1-L(JD232)
XS-5-1-L(JD233)

(Serial No.)	(item no.)	(Discription)	Diameter(inches/mm)
JD232	SS–5–1–L	(1" top distributor)	8"–20"(Ø200–ø500mm)
JD233	XS–5–1–L	(1" bottom distributor)	8"–20"(Ø200–ø500mm)

Distributor

(180、182 top stack screen)

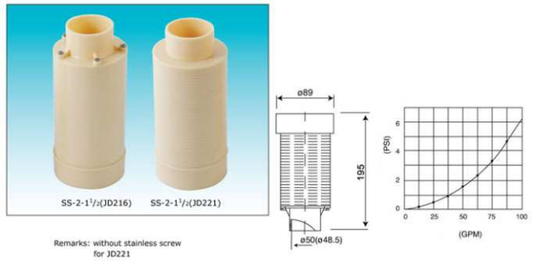

Remarks: without stainless screw for JD221

(Serial No.)	(item no.)	(Discription)	Diameter(inches/mm)
JD216	SS-2-1 1/2	(182 top stack screen)	12"-36"(Ø300-ø900mm)
JD221	SS-2-1 1/2	(182 top stack screen)	12"-36"(Ø300-ø900mm)

(180、182 top stack screen)

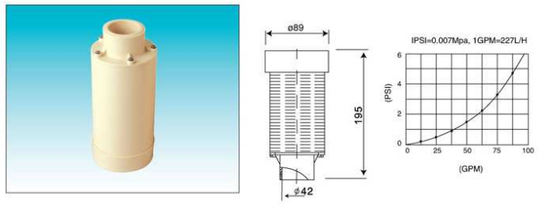

SS-2-1 1/4(JD215)

(Serial No.)	(item no.)	(Discription)	Diameter(inches/mm)
JD215	SS-2-1 1/4	(180 top stack screen)	12"-36"(Ø300-ø900mm)

(top stack screen for fleck 3150 valve)

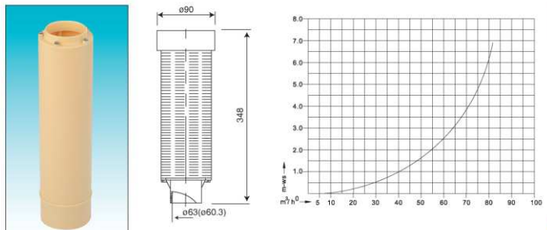

SS-2-2(JD234)

(Serial No.)	(item no.)	(Discription)	Diameter(inches/mm)
JD234	SS-2-2	(Top stack screen)	30"-60"(Ø750-ø1500mm)

(top stack screen for runxin valve)

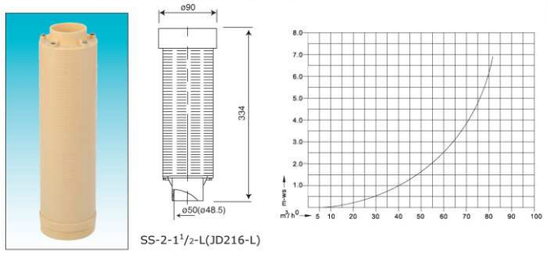

SS-2-1 1/2-L(JD216-L)

(Serial No.)	(item no.)	(Discription)	Diameter(inches/mm)
JD216-L	SS-2-1 1/2-L	(Top stack screen)	30"-60"(Ø750-ø1500mm)

Remark: The maximum backwash flow is 22T/H(100GPM), PSI drop is 6PSI(0.042Mpa)

(Bottom stack screen)

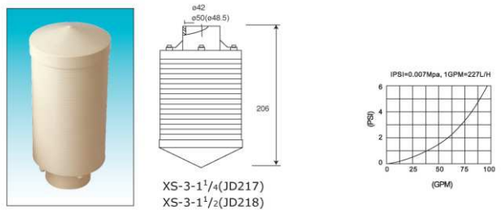

XS-3-1 1/4(JD217)
XS-3-1 1/2(JD218)

(Serial No.)	(item no.)	(Discription)	Diameter(inches/mm)
JD217	XS-3-1 1/4	(180 bottom stack screen)	12"-36"(Ø300-ø900mm)
JD218	XS-3-1 1/2	(182 bottom stack screen)	12"-36"(Ø300-ø900mm)

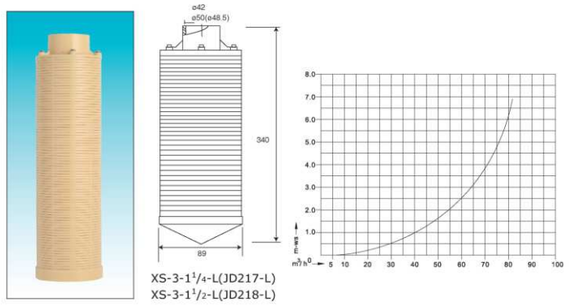

XS-3-1 1/4-L(JD217-L)
XS-3-1 1/2-L(JD218-L)

(Serial No.)	(item no.)	(Discription)	Diameter(inches/mm)
JD217-L	XS-3-1 1/4-L	(180 bottom stack screen)	24"-40"(Ø600-ø1000mm)
JD218-L	XS-3-1 1/2-L	(182 bottom stack screen)	24"-40"(Ø600-ø1000mm)

KUSATSU WATER PURIFICATION EQUIPMENTS

Distributor

(top mount 6 laterals)

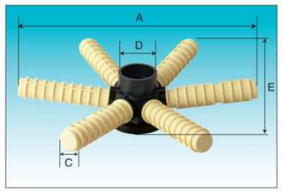

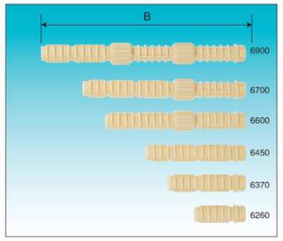

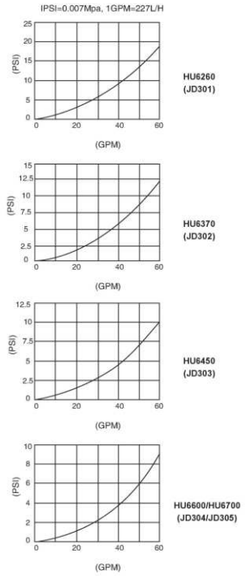

(Serial No.)	(Item No.)	Dimensions(mm)					Diameter (inches/mm)	(Top opening)
		A	B	C	D	E		
JD301	HU6260	253	98	35	48.5/50/42	85	12"-16"(ø300-ø400mm)	4"-8"THREAD
JD302	HU6370	350	153	35	48.5/50/42	100	18"-21"(ø450-ø550mm)	4"-8"THREAD
JD303	HU6450	445	200	35	48.5/50/42	110	24"(ø600mm)	4"-8"THREAD
JD304	HU6600	590	281	35	48.5/50/42	132	30"(ø750mm)	4"-8"THREAD
JD305	HU6700	680	327	35	48.5/50/42	145	36"(ø900mm)	4"-8"THREAD
JD330	HU6900	835	406	35	48.5/50/42	165	40"(ø1000mm)	4"-8"THREAD

(high flow top mount 6 laterals)

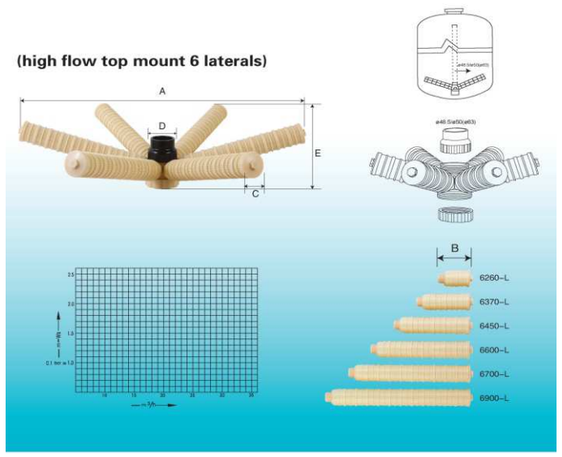

(Serial No.)	(Item No.)	Dimensions(mm)						Diameter (inches/mm)	(Top opening)
		A	B	C	D	E	slot size		
JD324	HU6260-L	235	99	53	48.5/50	95	0.2/0.25/0.4mm	13"-16"(ø350-ø400)	4"-8"THREAD
JD306	HU6370-L	350	161	53	48.5/50	115	0.2/0.25/0.4mm	18"-20"(ø450-ø500)	4"-8"THREAD
JD307	HU6450-L	465	223	53	48.5/50	130	0.2/0.25/0.4mm	24"(ø600)	4"-8"THREAD
JD308	HU6600-L	585	283	53	48.5/50/63	145	0.2/0.25/0.4mm	30"(ø750)	4"-8"THREAD
JD309	HU6700-L	705	348	53	48.5/50/63	160	0.2/0.25/0.4mm	36"-40"(ø900-ø1000)	4"-8"THREAD
JD310	HU6900-L	825	410	53	48.5/50/63	180	0.2/0.25/0.4mm	48"(ø1200)	4"-8"THREAD

(Thread top & bottom mount diffuser side mount)

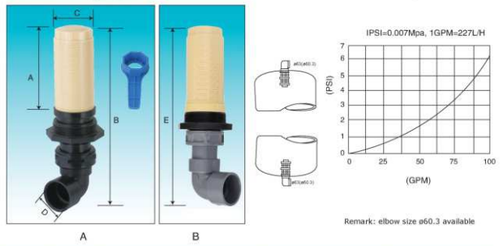

A B

Remark: elbow size ø60.3 available

(Serial No.)	(Item No.)	Dimensions(mm)					Diameter (inches/mm)	(Top & bottom opening)
		A	B	C	D	E		
JD311	H5671	197	400	88	ø63(ø60.3)	410	30"(ø750mm)	4"-8"THREAD
JD312	H5671-L	280	483	88	ø63(ø60.3)	488	30"-40"(ø750-ø1000mm)	4"-8"THREAD
JD313	H5672-L	330	533	88	ø63(ø60.3)	538	36"-40"(ø900-ø1000mm)	4"-8"THREAD

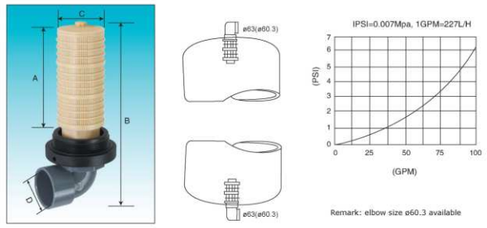

Remark: elbow size ø60.3 available

(Serial No.)	(Item No.)	Dimensions(mm)				Diameter (inches/mm)	(Top & bottom opening)
		A	B	C	D		
JD311N	H5671-N	190	320	88	ø63(ø60.3)	30"(ø750mm)	4"-8"THREAD
JD312N	H5671-L-N	250	380	88	ø63(ø60.3)	30"-40"(ø750-ø1000mm)	4"-8"THREAD
JD313N	H5672-L-N	300	430	88	ø63(ø60.3)	36"-40"(ø900-ø1000mm)	4"-8"THREAD

Distributor

(bottom mount 6 laterals)

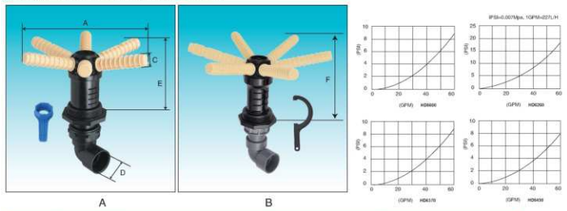

(Serial No.)	(Item No.)	Dimensions(mm) A	B	C	D	E	F	Diameter (inches/mm)	(bottom opening)
JD314	HD6260	253	98	35	ø63(ø60.3)	186	213	12"~16"(ø300-ø400mm)	4"~8"THREAD
JD315	HD6370	350	153	35	ø63(ø60.3)	200	227	18"~21"(ø450-ø550mm)	4"~8"THREAD
JD316	HD6450	445	200	35	ø63(ø60.3)	215	241	24"(ø600mm)	4"~8"THREAD
JD317	HD6600	590	281	35	ø63(ø60.3)	235	261	30"(ø750mm)	4"~8"THREAD
JD318	HD6700	680	327	35	ø63(ø60.3)	245	272	36"(ø900mm)	4"~8"THREAD
JD331	HD6900	835	406	35	ø63(ø60.3)	262	289	40"(ø1000mm)	4"~8"THREAD

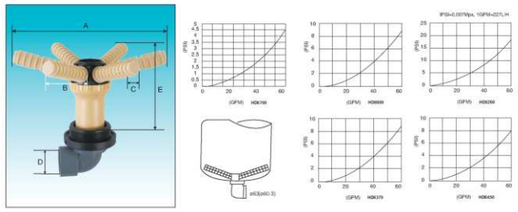

(Serial No.)	(Item No.)	Dimensions(mm) A	B	C	D	E	Diameter (inches/mm)	(bottom opening)
JD314N	HD6260-N	253	98	35	ø63(ø60.3)	179	12"~16"(ø300-ø400mm)	4"~8"THREAD
JD315N	HD6370-N	350	153	35	ø63(ø60.3)	193	18"~21"(ø450-ø550mm)	4"~8"THREAD
JD316N	HD6450-N	445	200	35	ø63(ø60.3)	208	24"(ø600mm)	4"~8"THREAD
JD317N	HD6600-N	590	281	35	ø63(ø60.3)	228	30"(ø750mm)	4"~8"THREAD
JD318N	HD6700-N	680	327	35	ø63(ø60.3)	238	36"(ø900mm)	4"~8"THREAD
JD331N	HD6900-N	835	406	35	ø63(ø60.3)	255	40"(ø1000mm)	4"~8"THREAD

(high flow bottom mount 6 laterals)



(Serial No.)	(Item No.)	Dimensions(mm) A	B	C	D	E	F	slot size	Diameter (inches/mm)	(Bottom opening)
JD325	HD6260-L	235	99	53	ø63(ø60.3)	198	221	0.2/0.25/0.4mm	13~16"(ø350-ø400)	4"~8"THREAD
JD319	HD6370-L	350	161	53	ø63(ø60.3)	215	238	0.2/0.25/0.4mm	18~20"(ø450-ø500)	4"~8"THREAD
JD320	HD6450-L	465	223	53	ø63(ø60.3)	232	255	0.2/0.25/0.4mm	24"(ø600)	4"~8"THREAD
JD321	HD6600-L	585	283	53	ø63(ø60.3)	250	273	0.2/0.25/0.4mm	30"(ø750)	4"~8"THREAD
JD322	HD6700-L	705	348	53	ø63(ø60.3)	267	290	0.2/0.25/0.4mm	36~40"(ø900~ø1000)	4"~8"THREAD
JD323	HD6900-L	825	416	53	ø63(ø60.3)	280	303	0.2/0.25/0.4mm	48"(ø1200)	4"~8"THREAD

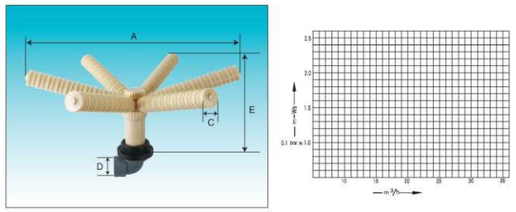

(Serial No.)	(Item No.)	Dimensions(mm) A	B	C	D	E	slot size	Diameter (inches/mm)	(Bottom opening)
JD325N	HD6260-L-N	235	99	53	ø63(ø60.3)	216	0.2/0.25/0.4mm	13~16"(ø350-ø400)	4"~8"THREAD
JD319N	HD6370-L-N	350	161	53	ø63(ø60.3)	233	0.2/0.25/0.4mm	18~20"(ø450-ø500)	4"~8"THREAD
JD320N	HD6450-L-N	465	223	53	ø63(ø60.3)	250	0.2/0.25/0.4mm	24"(ø600)	4"~8"THREAD
JD321N	HD6600-L-N	585	283	53	ø63(ø60.3)	268	0.2/0.25/0.4mm	30"(ø750)	4"~8"THREAD
JD322N	HD6700-L-N	705	348	53	ø63(ø60.3)	285	0.2/0.25/0.4mm	36~40"(ø900~ø1000)	4"~8"THREAD
JD323N	HD6900-L-N	825	416	53	ø63(ø60.3)	303	0.2/0.25/0.4mm	48"(ø1200)	4"~8"THREAD

(top mount 8 laterals, 3" Riser Tube)

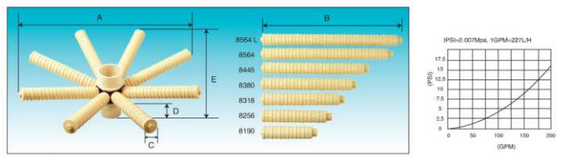

(Serial No.)	(Item No.)	Dimensions(mm) A	B	C	D	E	slot size	Diameter (inches/mm)	(Top opening)
JD401	JD8190-1S	510	228	53	104	215	0.2/0.25/0.4mm	24"(ø600mm)	6"FLG
JD402	JD8256-1S	630	290	53	104	230	0.2/0.25/0.4mm	30"(ø750mm)	6"FLG
JD403	JD8318-1S	750	350	53	104	245	0.2/0.25/0.4mm	36"(ø900mm)	6"FLG
JD404	JD8380-1S	870	412	53	104	265	0.2/0.25/0.4mm	40"(ø1000mm)	6"FLG
JD405	JD8445-1S	985	475	53	104	280	0.2/0.25/0.4mm	48"(ø1200mm)	6"FLG
JD406	JD8564-1S	1225	600	53	104	305	0.2/0.25/0.4mm	56"~65"(ø1400~ø1600mm)	6"FLG
JD407	JD8564-1SL	1345	660	53	104	320	0.2/0.25/0.4mm	65"~80"(ø1600~ø2000mm)	6"FLG

(bottom mount 8 laterals, 6" flange)

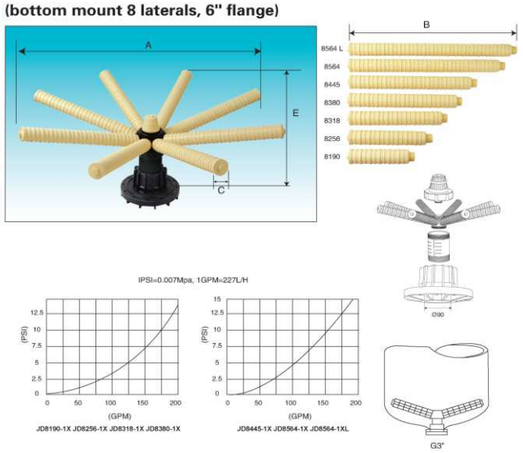

(Serial No.)	(Item No.)	Dimensions(mm) A	B	C	E	slot size	Diameter (inches/mm)	(bottom opening)
JD418	JD8190-1X	510	228	53	369	0.2/0.25mm	24"(ø600mm)	6"FLG
JD419	JD8256-1X	630	290	53	384	0.2/0.25mm	30"(ø750mm)	6"FLG
JD420	JD8318-1X	750	350	53	399	0.2/0.25mm	36"(ø900mm)	6"FLG
JD421	JD8380-1X	870	412	53	419	0.2/0.25mm	40"(ø1000mm)	6"FLG
JD422	JD8445-1X	985	475	53	427	0.2/0.25mm	48"(ø1200mm)	6"FLG
JD423	JD8564-1X	1225	600	53	459	0.2/0.25mm	56"~65"(ø1400~ø1600mm)	6"FLG
JD424	JD8564-1XL	1345	660	53	474	0.2/0.25mm	65"~80"(ø1600~ø2000mm)	6"FLG

KUSATSU WATER PURIFICATION EQUIPMENTS

Distributor

(bottom mount 16 laterals, 6" flange)



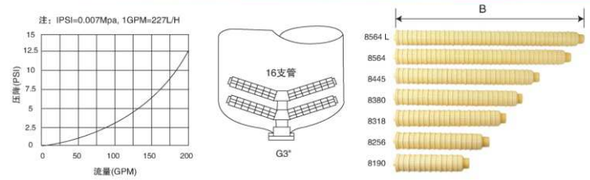

订货号 (Serial No.)	型号 (Item No.)	Dimensions(mm) A	B	C	E	支管缝隙 slot size	适用罐体 Diameter (inches/mm)	罐体下口开 (bottom opening)
JD425	JD8190-2X	510	228	53	461	0.2/0.25mm	24"(ø600mm)	6"FLG
JD426	JD8256-2X	630	290	53	476	0.2/0.25mm	30"(ø750mm)	6"FLG
JD427	JD8318-2X	750	350	53	491	0.2/0.25mm	36"(ø900mm)	6"FLG
JD428	JD8380-2X	870	412	53	505	0.2/0.25mm	40"(ø1000mm)	6"FLG
JD429	JD8445-2X	985	475	53	526	0.2/0.25mm	48"(ø1200mm)	6"FLG
JD430	JD8564-2X	1225	600	53	551	0.2/0.25mm	56"~65"(ø1400~ø1600mm)	6"FLG
JD431	JD8564-2XL	1345	660	53	566	0.2/0.25mm	65"~80"(ø1600~ø2000mm)	6"FLG

(high flow top mount 16 laterals, 3" Riser Tube)

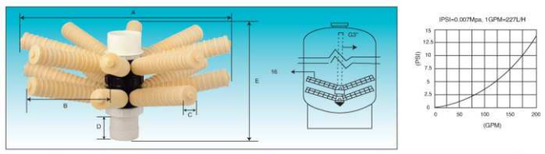

(Serial No.)	(Item No.)	Dimensions(mm) A	B	C	D	E	slot size	Diameter (inches/mm)	(Top opening)
JD408	JD8190-2S	510	228	53	104	310	0.2/0.25/0.4mm	24"(ø600mm)	6"FLG
JD409	JD8256-2S	630	290	53	104	325	0.2/0.25/0.4mm	30"(ø750mm)	6"FLG
JD410	JD8318-2S	750	350	53	104	340	0.2/0.25/0.4mm	36"(ø900mm)	6"FLG
JD411	JD8380-2S	870	412	53	104	360	0.2/0.25/0.4mm	40"(ø1000mm)	6"FLG
JD412	JD8445-2S	985	475	53	104	375	0.2/0.25/0.4mm	48"(ø1200mm)	6"FLG
JD413	JD8564-2S	1225	600	53	104	400	0.2/0.25/0.4mm	56"~65"(ø1400~ø1600mm)	6"FLG
JD414	JD8564-2SL	1345	660	53	104	415	0.2/0.25/0.4mm	65"~80"(ø1600~ø2000mm)	6"FLG

(top mount diffuser 6" flange)

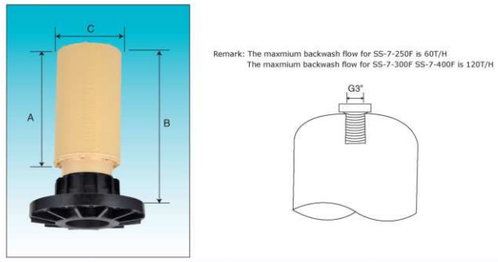

Remark: The maxmium backwash flow for SS-7-250F is 60T/H
The maxmium backwash flow for SS-7-300F SS-7-400F is 120T/H

(Serial No.)	(Item No.)	Dimensions(mm) A	B	C	slot size	Diameter (inches/mm)	(Top opening)
JD415	SS-7-250F	260	340	140	0.25mm	40"~48"(ø1000~ø1200mm)	6"FLG
JD416	SS-7-300F	310	390	140	0.25mm	48"~64"(ø1200~ø1600mm)	6"FLG
JD417	SS-7-400F	410	440	140	0.25mm	64"~80"(ø1600~ø2000mm)	6"FLG

(top mount filter diffuser 6" flange)

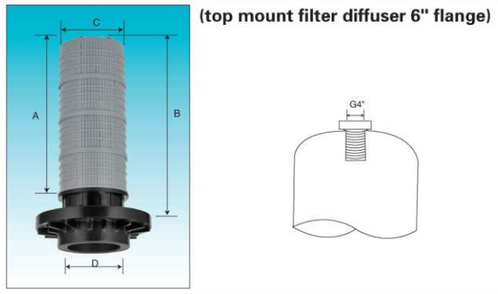

(Serial No.)	(Item No.)	Dimensions(mm) A	B	C	D	slot size	Diameter (inches/mm)	(Top opening)
JD435	SS-9-330F	335	382	140	110	0.5mm	40"~80"(ø1000~ø2000mm)	6"FLG

(Threaded Closures)

DT-1 DT-2/DT-3 DT-2-N DT-4

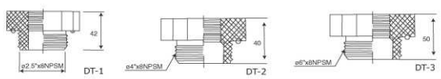

(Serial No.)	(Item No.)	(Discription)	(Material)
JD501	DT-1	(2.5" Thread closures)	ABS(PPO)
JD502	DT-2	(4" Thread closures)	ABS(PPO)
JD502-N	DT-2-N	(4" Thread closures)	ABS(PPO)
JD503	DT-3	(6" Thread closures)	ABS(PPO)
JD506	DT-4	(6" Flange thread closures)	ABS(PPO)

(Threaded Adapters)



BJ-1 BJ-2 BJ-1-N BJ-3

(Serial No.)	(Item No.)	(Discription)	(Material)
JD504	BJ-1	(4"~2.5" Thread adapter)	ABS(PPO)
JD504-N	BJ-1-N	(4"~2.5" Thread adapter)	ABS(PPO)
JD505	BJ-2	(6"~4" Thread adapter)	ABS(PPO)
JD507	BJ-3	(6"~4" Flange thread adapter)	ABS(PPO)

Industrial Products

SPF-01
Elbow 90°
Size: 1/2″,3/4″,1″,1.25″,1.5″,2″

SPF-02
Elbow 45°
Size: 1/2″,3/4″,1″,1.25″,1.5″,2″

SPF-03
Cross
Size: 1/2″,3/4″,1″,1.25″,1.5″,2″

SPF-04
Elbow reducing
Size: 3/4″/1/2″ 1″/3/4″

SPF-05
Tee
Size: 1/2″,3/4″,1″,1.25″,1.5″,2″

SPF-06
Bushing
Size: 1″/3/2″ 3″/4/1″ 1″/1.5″ 1.5″/2″

SPF-07
Stopper
Size: 1/2 ″,3/4″,1″,1.5 ″

SPF-08
Socket
Size: 1/2″,3/4″,1″,1.25″,1.5″,2″

SPF-10
Union
Size: 1/2″,3/4″,1″,1.25″,1.5″,2″

SPF-11
Support
Size:φ25mm, φ32mm, φ38mm,φ51mm

SPF-19
Jointing Elbow
Size: 1/2″,3/4″,1″

SPF-09
Socket
Size: 1/2″,3/4″,1″,1.25″,1.5″,2″

SPF-12
Quick-fitting

SPF-13
Reducer
Size:φ25mm/20mm, φ32mm/25mm, φ40mm/32mm, φ50mm/40mm

SPF-14
Diaphragm valve
Size: 1/2 ″,3/4 ″,1 ″

SPF-20
Jointing Elbow
Size: 1/2″,3/4″,1″

SPF-15
welding Coupler
Size: 1/2″,3/4″,1″

SPF-16
Hoop
Size:1″,1.5″,2″,2.5″,3″,3.5″,4″

SPF-17
Hoop
Size:φ25mm, φ32mm φ40mm

SPF-18
Flange

SPF-21
Stainless steel ball valve
Size:1/4″,3/8″,1/2″,3/4″ 1″,1.25″,1.5″,2″

SPF-22
Check valve
Size:1/4″,3/8″,1/2″,3/4″ 1″,1.25″,1.5″,2″



SPF-23 S/S Solenoid Valve
SPF-24 Brass Solenoid Valve
Size:1/4″,3/8″,1/2″,3/4″,1″,1.25″,1.5″,2″
AC220V/110V, DC24V/12V



SPF-26
Stainless steel foursquare tube
Size: 16×16mm, 19×19mm, 22×22mm, 25×25mm, 30×30mm, 38×38mm, 40×40mm, 50×50mm, 60×60mm,
Stainless steel rectangle tube
Size: 20×10mm, 25×13mm, 30×15mm, 32×16mm, 38×15mm,38×25mm, 50×25mm, 60×40mm, 75×45mm, 90×25mm, 90×45mm, 100×25mm, 100×45mm, 120×60mm



SPF-25
Stainless steel round pipe
Size: φ12.7mm, φ15.9mm, φ19mm, φ22mm, φ25mm, φ31.8mm, φ38mm, φ50mm, φ63mm, φ76mm, φ89mm,

KUSATSU WATER PURIFICATION EQUIPMENTS

Industrial Products

PPF-01
UPVC Pipes
Ø20mm,Ø25mm,Ø32mm,Ø40mm, Ø50mm,Ø63mm,Ø75mm,Ø90mm, Ø110mm,Ø125mm,Ø140mm

PPF-02
Elbow90°
Ø20mm,Ø25mm,Ø32mm,Ø40mm, Ø50mm,Ø63mm,Ø75mm,Ø90mm, Ø110mm,Ø125mm,Ø140mm

PPF-03
Elbow45°
Ø20mm,Ø25mm,Ø32mm,Ø40mm, Ø50mm,Ø63mm,Ø75mm,Ø90mm, Ø110mm,Ø125mm,Ø140mm

PPF-04
Tee
Ø20mm,Ø25mm,Ø32mm,Ø40mm, Ø50mm,Ø63mm,Ø75mm,Ø90mm, Ø110mm,Ø125mm,Ø140mm

PPF-05
Socket
Ø20mm,Ø25mm,Ø32mm,Ø40mm, Ø50mm,Ø63mm,Ø75mm,Ø90mm, Ø110mm,Ø125mm,Ø140mm

PPF-06
Tee Reducing
Ø32/20mm,Ø40/25mm,Ø50/32mm,Ø63/40mm, Ø75/50mm,Ø90/63mm,Ø110/75mm

PPF-07
Flange
Ø20mm,Ø25mm,Ø32mm,Ø40mm, Ø50mm,Ø63mm,Ø75mm,Ø90mm, Ø110mm,Ø125mm,Ø140mm

PPF-08
Union
Ø20mm,Ø25mm,Ø32mm, Ø40mm,Ø50mm,Ø63mm, Ø75mm,Ø90mm,Ø110mm

PPF-09
Pipe Carrier
Ø20mm,Ø25mm,Ø32mm,Ø40mm, Ø50mm,Ø63mm,Ø75mm,Ø90mm, Ø110mm,Ø125mm,Ø140mm

PPF-10
Cross
Ø20mm,Ø25mm,Ø32mm,Ø40mm, Ø50mm,Ø63mm,Ø75mm,Ø90mm, Ø110mm,Ø125mm,Ø140mm

PPF-11
"I" Beamjoint
Ø25/20mm,Ø32/25mm,Ø40/32mm, Ø50/40mm,Ø63/50mm,Ø75/63mm, Ø90/75mm

PPF-12
"II" Beamjoint
Ø32/20mm,Ø40/25mm,Ø50/32mm, Ø63/40mm,Ø75/40mm,Ø75/50mm, Ø94(90)/50mm

PPF-13
Coupler
Ø20mm,Ø25mm,Ø32mm, Ø40mm,Ø50mm,Ø63mm,

PPF-14
"I" Reducer
Ø25/20mm,Ø32/25mm,Ø40/32mm, Ø50/40mm,Ø63/50mm,Ø75/63mm, Ø90/75mm

PPF-15
"II" Reducer
Ø32/20mm,Ø40/25mm,Ø50/32mm, Ø63/40mm,Ø75/50mm,Ø90/63mm, Ø110/75mm

PPF-16
Female thread Elbow90°
Ø20mm,Ø25mm,Ø32mm

PPF-17
Female thread Tee
Ø20mm,Ø25mm,Ø32mm

PPF-18
Female thread Cross
Ø20mm,Ø25mm,Ø32mm

PPF-19
Double union Ball valve
Ø20mm,Ø25mm,Ø32mm, Ø40mm,Ø50mm,Ø63mm, Ø75mm,Ø90mm,Ø110mm

PPF-21
Check valve
Ø20mm,Ø25mm,Ø32mm, Ø40mm,Ø50mm,Ø63mm, Ø75mm,Ø94(90)mm,Ø110mm

PPF-22
Butterfly valve
Ø63mm,Ø75mm,Ø90mm, Ø110mm,Ø140mm

Industrial Products

Controller Apparatus

PH-3520

CCT-7300

DSRC-1

CM-230

SSRC-1

CCT-2300

Grundfos Pumps

Range	CR 1s	CR, CRE 1	CR, CRE 3	CR, CRE 5	CR, CRE 10	CR, CRE 15	CR, CRE 20	CR, CRE 32	CR, CRE 45	CR, CRE 64	CR, CRE 90
Flow [m³/h]	0.8	1	3	5	10	15	20	32	45	64	90
Temp. [°C]	-20 to +120							-30 to +120			
Temp. [°C]- According to your require	-40 to +180							-40 to +180			
Max. Effeiciency[%]	35	48	58	66	70	72	72	78	79	80	81
CR Pump											
CR: Flow [m³/h]	0.3-1.1	0.7-2.4	1.2-4.5	2.5-8.5	5-13	9-24	11-29	15-40	22-58	30-85	45-120
CR: Max. Pressure[bar]	21	22	24	24	22	23	25	28	26	20	20
CR: High Pressure[bar]- According to your require	-	47	47	47	47	47	47	39	40	39	39
CR: Power [kW]	0.37-1.1	0.37-2.2	0.37-3	0.37-5.5	0.37-7.5	1.1-15	1.1-18.5	1.5-30	3-45	4-45	5.5-45
CRE Pump											
CRE: Flow [m³/h]	-	0.7-2.4	1.2-4.5	2.5-8.5	5-13	8.5-23.5	10.5-29	15-40	22-58	30-85	45-120
CRE: Max. Pressure (bar)	-	22	24	24	22	23	25	28	26	20	20
CRE: Power (kW)	-	0.37-2.2	0.37-3	0.37-5.5	0.37-7.5	1.1-15	1.1-18.5	1.5-22	3-22	4-22	5.5-22

CDL Pumps

Description	CDL1	CDL2	CDL3	CDL4	CDL8	CDL16	CDL32	CDL42	CDL65	CDL85
Rated flow[m³/h]	1	2	3	4	8	16	32	42	65	85
Rated flow[l/s]	0.28	0.56	0.83	1.1	2.2	4.4	8.9	12.5	17.8	25
Flow range[m³/h]	0.8-2.5	1-4.5	1.4-5	2.5-9	7-14	10-26	20-48	25-68	36-100	55-135
Flow range[l/s]	0.22-0.78	0.28-1.25	0.39-1.5	0.7-2.5	1.9-3.9	2.8-7.2	5.5-13.3	6.9-18.9	10-30.5	15.3-37.5
Max.pressure[bar]	24	23.5	23	21	20	20	25	26	18	15
Motor power[kw]	0.37-3	0.55-4	0.37-4	0.75-5.5	0.75-11	2.2-18.5	3-30	5.5-45	7.5-45	11-45
Temperature[℃]	-15 ~ +120									
Max.efficiency[%]	44	46	54	59	64	70	76	78	80	81

For more details, please refer to our Residential & Commercial edition

D02
Blue Wave

UF-T02
UF Water Filter

H01
Heathy Man

Nanopad

W01
Blue Genius

H08
Health Manager

400G-D02
5-Stage RO System with steel Shelf

B06
Steel Box 5-Stage RO System with IC Controller

B08
Luxury Steel Box RO System with Tank Inside