

# INDUSTRI NOODLE MAKER FOOD MACHINE



Improving production efficiency, product quality consistency, and reducing the time and labor required in mass food production processes. These machines are an integral part of the modern food industry that enables manufacturers to quickly and efficiently meet large market demands.



Easy  
Operation



High  
Material Quality



Advanced  
Technology



[WWW.INDOTARA.CO.ID](http://WWW.INDOTARA.CO.ID)

# TABLE OF CONTENT

- 1-11 Noodle Making Machine
- 12-14 Mixer
- 15-16 Commercial Steamer Cabinet
- 17-19 Dryer
- 20 Home Use Noodle Maker
- 21-22 Ramen Making Machine
- 23 Paste Machine
- 24 Butterfly Noodle Machine
- 25 Momo Making Machine
- 26-28 Dumpling Machine
- 29 Gyoza Machine
- 30 Samosa Machine
- 31 Instant Noodle Production Line
- 32 Potato Chips Making Machine
- 33 Tortilla Making Machine
- 34 Fully Automatic Pasta Machine

# NOODLE MAKING MACHINE



HIGH QUALITY



SAVE ENERGY



EASY OPERATION

**MODEL**  
**VMT**  
**60**



## SPECIFICATION

Productivity	30-40 Kg/h
Power	1.1 Kw
Weight	120 Kg
Patch Width	220 mm
Diameter Of King Roller	96-220 mm
Dimension	900x510x1180 mm

# NOODLE MAKING MACHINE



**HIGH QUALITY**



**SAVE ENERGY**



**EASY OPERATION**



**MODEL**  
**VMT**  
**250**



## SPECIFICATION

Model	VMT5-250
Type of Noodle	Fresh Noodle
Voltage	220V/50Hz
Power	3 KW
Productivity	150-200 Kgs/hour
Patch Width	250 mm
Diameter of King Roller	φ96-250 mm
Dimension (PxLxT)	2500x750x1300 mm
Rolling Surface Thickness	0.3-5 mm
Weight	550 Kgs

# NOODLE MAKING MACHINE

**VERGON**




**HIGH  
QUALITY**



**SAVE  
ENERGY**



**EASY  
OPERATION**



**MODEL**

**VMT  
260**



## SPECIFICATION

Model	VMT6-260
Type of Noodle	Fresh Noodle
Voltage	220V/50Hz
Power	3 KW
Productivity	350-400 Kgs/hour
Patch Width	260 mm
Diameter of King Roller	38-260 mm
Dimension (PxLxT)	2800x630x1370 mm
Rolling Surface Thickness	0.3-5 mm
Weight	910 Kgs

# NOODLE MAKING MACHINE

**VERGON**



HIGH QUALITY



SAVE ENERGY



EASY OPERATION



**MODEL**

**VMT6  
260**



## SPECIFICATION

Dimension	2800*630*1370mm
Patch Width	260mm
Rolling Surface Thickness	0.3-5mm
Diameter of King Roller	φ138-260mm
Productivity	350-400kg/h
Power	3kw
Weight	910 kg

# NOODLE MAKING MACHINE

VERGON



HIGH  
QUALITY



SAVE  
ENERGY



EASY  
OPERATION



MODEL

VMT7  
300



## SPECIFICATION

Model	VMT7-300
Type of Noodle	Fresh Noodle
Voltage	380V/3 Phase/50Hz
Power	3 KW
Productivity	240-260 Kgs/hour
Drum Diameter	138 mm x 3, 120 mm x 4
Patch Width	300 mm
Diameter of King Roller	φ138-300 mm
Dimension (PxLxT)	2900x600x1370 mm
Rolling Surface Thickness	0.7-3 mm
Weight	980 Kgs

# NOODLE MAKING MACHINE



HIGH QUALITY



SAVE ENERGY



EASY OPERATION



**MODEL**  
**VMT7**  
**350**



## SPECIFICATION

Model	VMT7-350
Type of Noodle	Fresh Noodle
Voltage	380V/3 Phase/50Hz
Power	3 KW x 2
Productivity	300-350 Kgs/hour
Drum Diameter	138 MM x 3, 120 MM x 4
Patch Width	350 mm
Diameter of King Roller	φ138-200 mm
Dimension (PxLxT)	2800x800x1300 mm
Rolling Surface Thickness	0.7-3 mm
Weight	1200 Kgs



# NOODLE MAKING MACHINE



HIGH QUALITY



SAVE ENERGY



EASY OPERATION



**MODEL**  
**VMT7**  
**550**



## SPECIFICATION

Model	VMT7-550
Type of Noodle	Fresh Noodle
Voltage	380V/3 Phase/50Hz
Power	5.5 KW x 2
Productivity	500 Kgs/hour
Patch Width	550 mm
Diameter of King Roller	Φ200 mm
Dimension (PxLxT)	3000x800x1200 mm
Rolling Surface Thickness	0.7-3 mm
Weight	2000 Kgs

# NOODLE MAKING MACHINE



HIGH QUALITY



SAVE ENERGY



EASY OPERATION



**MODEL**  
**VMT8**  
**300**



## SPECIFICATION

Model	VMT8-300
Type of Noodle	Fresh Noodle
Voltage	380V/3 Phase/50Hz
Power	3 KW
Productivity	350-400 Kgs/hour
Patch Width	330 mm
Diameter of King Roller	φ168-330 mm
Dimension (PxLxT)	4800x900x1450
Rolling Surface Thickness	0.7-3 mm
Weight	1760 Kgs

# NOODLE MAKING MACHINE



HIGH QUALITY



SAVE ENERGY



EASY OPERATION

## NOODLE PRODUCTION LINE



### SPECIFICATION

Model	Noodle Production Line
Dimension(L*W*H)	2800x800x1300 mm
Patch width	350 mm
Rolling surface thickness	0.3-5 mm
Diameter of king roller	φ138-200mm
Productivity	300-350kg/h
Power	3kw x 2
Weight	1200kg

# NOODLE MAKING MACHINE




## CUTTER FOR NOODLE



# NOODLE MAKING MACHINE



## CUTTER FOR INSTANT NOODLE



# MIXER



HIGH  
QUALITY



SAVE  
ENERGY



EASY  
OPERATION

MODEL

MIXER  
25KG



## SPECIFICATION

Dimension (L*W*H)	800x500x1000 mm
Weight	100kg
Power	4kw
Capacity	20-25kg/min
Ratio of Water and Flour:	-
Flour: Water	4:1/3:1

# MIXER



**HIGH  
QUALITY**



**SAVE  
ENERGY**



**EASY  
OPERATION**

**MODEL  
MIXER  
50KG**



## SPECIFICATION

Dimension (L*W*H)	960x680x1200 mm
Weight	260 kg
Power	7.5 kw
Capacity	50kg/min
Ratio of Water and Flour:	-
Flour: Water	4:1/3:1

# MIXER




HIGH  
QUALITY



SAVE  
ENERGY



EASY  
OPERATION



**MODEL**  
**MIXER**  
**100KG**



## SPECIFICATION

Dimension (L*W*H)	1000x800x1600 mm
Weight	200 kg
Power	7.5kw
Capacity	100kg/min
Ratio of Water and Flour:	Flour: Water=4:1/3:1



# COMMERCIAL STEAMER CABINET



**HIGH QUALITY**



**SAVE ENERGY**



**EASY OPERATION**



**24 PLATES STEAMER**

## SPECIFICATION

Name	24 Plates Steamer (304#ss inside)
Capacity	2-3 bora at 1 hour
Size	1540*780*1670 mm
Weight	200kg
Power	24kw
Stainless Steel Plate Size	40*60 cm (304# Stainless Steel)
Safety Value	yes
Automatic Steam Outlet	yes
Voltage	380v/220v
Pressure Gauge	yes
High Pressure Door Locker	Yes, there is no leak steam from door side
Automatic Water Input	yes
Water Outlet	yes

# COMMERCIAL STEAMER CABINET



HIGH QUALITY



SAVE ENERGY



EASY OPERATION



**36 PLATES STEAMER**

## SPECIFICATION

Name	36 Plates Steamer (304#ss inside, 201#ss outside)
Capacity	2-3 bora at 1 hour
Size	1570*780*1470mm
Weight	150 kg
Power	36 kw
Plate Size	40*60 cm (304# Stainless Steel)
Voltage	380V / 220V
Others	Safety valve, Automatic steam outlet, Pressure Gauge, Safe door locker, Automatic water input, Water outlet, Water outlet, etc.

# DRYER



**HIGH  
QUALITY**



**SAVE  
ENERGY**



**EASY  
OPERATION**



**SMALL**

## SPECIFICATION

SPECIFICATION	
Name	Heat Pump Dryer
Rated Voltage / Frequency	220V/50HZ
Rated Heating Capacity	1910 W
Tray Size (mm)	710*680*20
Volume Size of Dryer Inside (mm)	720*700*1810
Capacity	75-125 kg
Moisture Transfer Capacity	4.5 L/h
Rated Power	6.5 kw
Rated Current	9.6 A
Max Power	2590 W
Max Current	13.7 A
Static Pressure of Circulating Fan	3.0 Mpa
Temperature Range	18 °C -80 °C
Electric Heating Protection Temperature	130 °C
Size (mm)	1270*760*1850
Weight	206 kg

# DRYER



**HIGH  
QUALITY**



**SAVE  
ENERGY**



**EASY  
OPERATION**



**MEDIUM**

## SPECIFICATION

Name	Heat pump dryer
Rated Voltage/Frequency	220V/50HZ
Rated Heating Capacity	9 kw
Tray Size (mm)	800*600*400
Tray Quantity	36 pcs
Capacity	75-125 kg
Capacity	≤225 kg
Size (mm)	2085*960*2063
Rated Power	3 kw
Rated Current	9A
Max Power	6.2 kw
Max Current	16A
Temperature Range	20 °C-75 °C
Noise	≤68 dB(A)
Material	Stainless steel inside
Weight	500 kg

# DRYER



**LARGE**



**HIGH QUALITY**



**SAVE ENERGY**



**EASY OPERATION**

**SPECIFICATION**

Name	Heat pump dryer 7P
Rated Heating Capacity	22 kw
Rated Power	6.5 kw
Electric Heating Power	6kw
Max Current	25.2A
Static Pressure of Circulating Fan	100 Pa
Max Temperature	75 °C
Room Size	5500*3500*3000mm
EPS Board	Depth 100mm, colour steel plate by the side and Polyurethane insulation board in the middle
Fan Wall	Quantity: Main fan 9pcs; Moisture removing fan 1 piece; Power: 0.37kw/pc; Speed: 2900r/min; IP Grade: IP54; Insulation Grade: F grade; Material: galvanize
Remote Control System	You can operate the equipment on mobile or computer, and easy for us to do the after sales service. Need to use WIFI.
Main Auxiliary Material	Fan galvanized Angle iron, hanging bracket, high temperature resistant glue, polyurethane foam, etc
Rated Voltage/Phase/Frequency	380V / 3N / 50Hz
Moisture Transfer Capacity	26kg / h
Rated Current	11.2A
Max Power	16.6kw
Circulating Air Volume	7500 m3/h
Electric Shock Resistance	I grade
Electric Heating Protection Temperature	130°C
Weight	324 kg

# HOME USE NOODLE MAKER



**HIGH  
QUALITY**



**SAVE  
ENERGY**



**EASY  
OPERATION**



**8-220D1**

## SPECIFICATION

Noodle Cutter	2mm and 6mm/3mm and 9mm
Dimension (L*W*H)	370*270*450mm
Weight	26kg
Voltage	220V/110V
Power	750W
Service	OEM ODM
Advantage	High performance, big capacity

# RAMEN MAKING MACHINE



HIGH QUALITY



SAVE ENERGY



EASY OPERATION



**MODEL**  
**VWY**  
**260**



## SPECIFICATION

Model	VWY-260 Japanese Automatic Noodle Machine
Output	30-80kg/hr
Size	1180*580*1150mm
Power	1.5kw*2
Weight	280kg
Noodles Quality	Strong, Elastic, Firm bite, Good cooking qualities

# RAMEN MAKING MACHINE



**HIGH QUALITY**



**SAVE ENERGY**



**EASY OPERATION**

**MODEL**

**VZM  
10026-II**



## SPECIFICATION

Model	VZM10026-II
Type	Japanese Automatic Noodle Machine With Dough Mixer
Output	80-100kg/hr
Size	1100*590*1190mm
Power	2.32kw
Weight	320kg
Noodles Quality	Strong, Elastic, Firm bite, Good cooking qualities



# PASTA MACHINE



HIGH  
QUALITY



SAVE  
ENERGY



EASY  
OPERATION

**MODEL**


**VWY  
100**



## SPECIFICATION

Model	VWY-100
Dimension (L*W*H)	800*500*900mm
Pasta Types	3
Productivity	50 kg/h
Power	3.5kw, Single phases, 220v
Weight	120kg

# BUTTERFLY NOODLE MACHINE



HIGH QUALITY



SAVE ENERGY



EASY OPERATION

**MODEL**  
**VZm**  
**10026-II**



## SPECIFICATION

Model	VWY-45
Dimension (L*W*H)	900*680*1300 mm
Weight	280 kg
Motor	0.75 kw
Output	15-45 kg/h

# MOMO MAKING MACHINE



HIGH  
QUALITY



SAVE  
ENERGY



EASY  
OPERATION

MODEL

VWY  
100



## SPECIFICATION

Model	VWY-400
Voltage	220/380V
Power	2.4 kw
Unit MOMO Weight	15-250 g / piece
Capacity	0-3600 pcs/h
Weight	300 kg
Size	1520*710*1560 mm

# DUMPLING MACHINE



HIGH  
QUALITY



SAVE  
ENERGY



EASY  
OPERATION



**MODEL**

**VWY  
120-5B**



## SPECIFICATION

Model	VWY-120-5B
Dimensions	770*460*1190 mm
Power	2.2kw(220v)/1.5kw(380v)
Output	7200 pcs/hour
Dumpling Specification	15-20g/pc
Weight	200 kg

# DUMPLING MACHINE

VERGON




HIGH  
QUALITY



SAVE  
ENERGY



EASY  
OPERATION



MODEL

VWY  
150



## SPECIFICATION

Model	VWY-150
Voltage	110v/220v/380v
Power	4KW
Dumplings Weight	10-40g/dumpling
Capacity	5000 dumpling/h
Weight	130kg
Size	1560*680*900mm

# DUMPLING MACHINE



HIGH  
QUALITY



SAVE  
ENERGY



EASY  
OPERATION



MODEL

VWY  
500



## SPECIFICATION

Model	VWY-500
Output	500-9000pcs/h
Final product	14-18g
Voltage	110v/220v
Power	0.42kw
Material	Fully stainless steel
Weight	130kg
Size	1400*550*850mm

# GYOZA MACHINE



HIGH QUALITY



SAVE ENERGY



EASY OPERATION

**MODEL**  
**VWY**  
**90**



## SPECIFICATION

Model	Dumpling Maker
Capacity	1500pcs/h
Power	65W
Voltage	220V
Thickness	2-3mm
Size	600*370*750mm
Weight	Weight:

# SAMOSA MACHINE



HIGH QUALITY



SAVE ENERGY



EASY OPERATION



**MODEL**  
**VWY**  
**80**



## SPECIFICATION

Model	VWY-80
Output	4800pcs/h
Final Product	14-18g
Voltage	110v/220v, (according to your country needs)
Power	2.2kw
Material	Stainless steel
Weight	110kg
External Dimensions	660*435*770mm



# INSTANT NOODLE PRODUCTION LINE



HIGH QUALITY



SAVE ENERGY

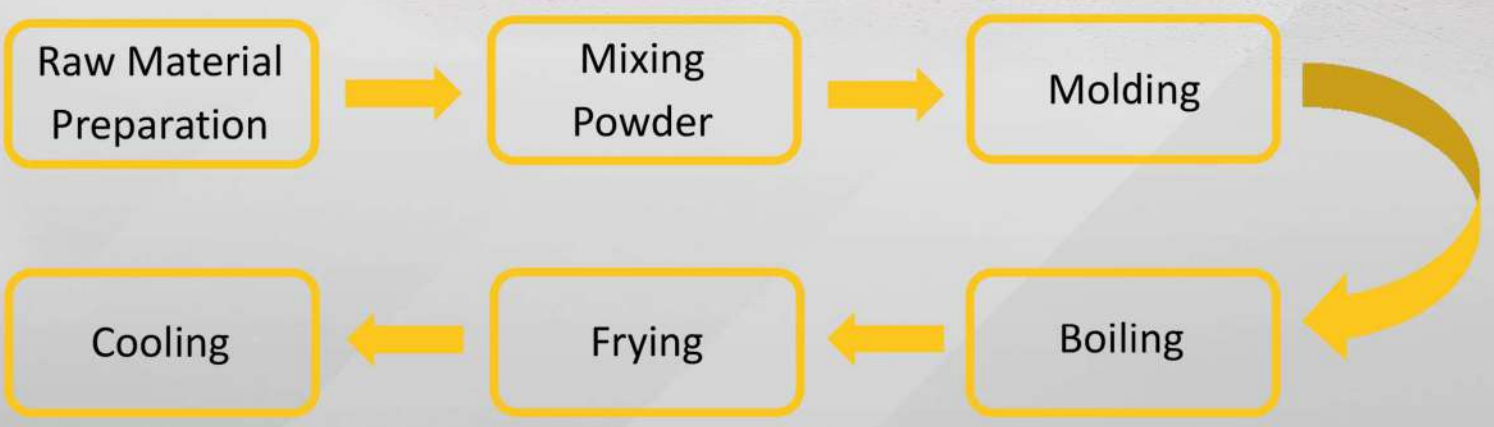


EASY OPERATION

CHILLER ← FRYER ← FINISHING TABLES ← COOKING CUTTING MACHINE ← MOLDED MAINFRAME ← SURFACE MACHINES



## PRODUCTION PROCESS



# POTATO CHIPS MAKING MACHINE



HIGH QUALITY



SAVE ENERGY



EASY OPERATION

MODEL

VWY  
200



## SPECIFICATION

Model	VWY-200
Voltage	220V, 50Hz
Power	0.735 kw
Dimension (L*W*H)	800*450*900 mm
Weight	75 kg
Material	304 Stainless Steel
Capacity	200-300 kg/h
Slice Cutting Size	3 mm
Strip Cutting Size	6-9 mm (single size)

# TORTILLA MAKING MACHINE



HIGH QUALITY



SAVE ENERGY



EASY OPERATION

**MODEL**  
**VWY**  
**450**



## SPECIFICATION

Model	VWY-450
Capacity	1200pcs/h
Dia. of tortilla	10cm to 30cm
Weight of dough	30g - 100g
Voltage	380V
Power	25kw/h
Dimension	4587x645x1432mm
Weight	1000kg
Material	Stainless Steel

# FULLY AUTOMATIC PASTA MACHINE



HIGH QUALITY



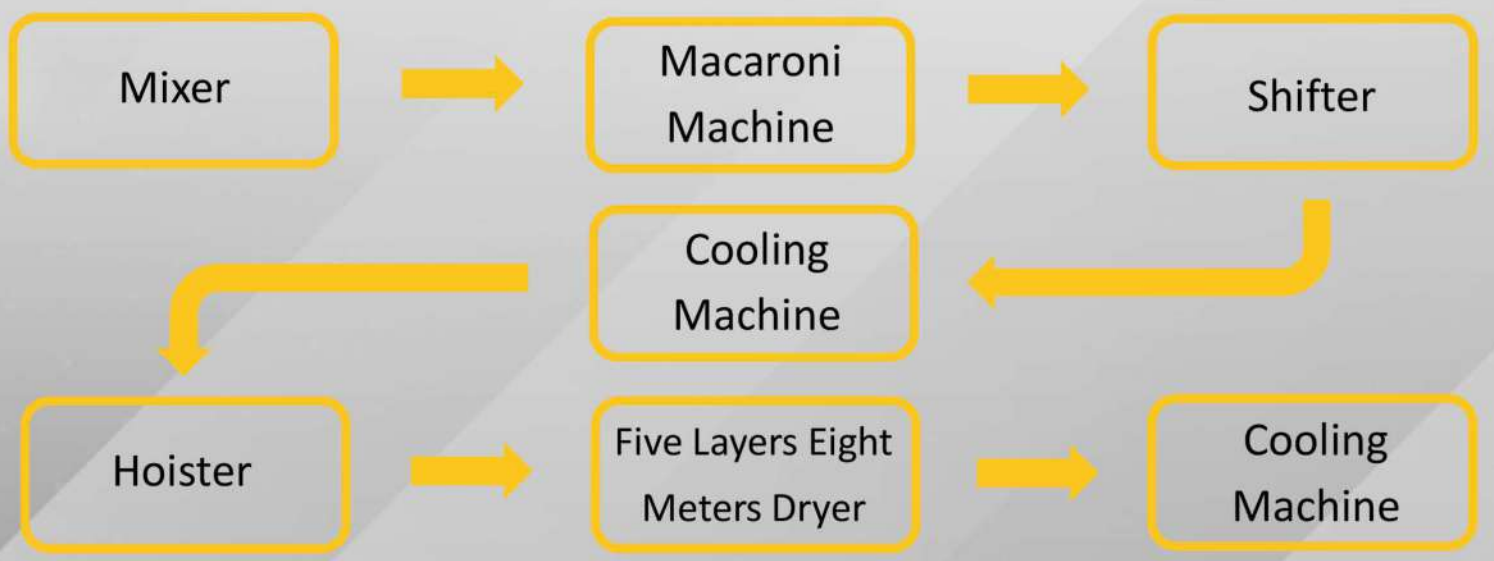
SAVE ENERGY



EASY OPERATION



## PRODUCTION PROCESS



# INDOTARA®

PT. INDOTARA PERSADA

## Our Marketing Office and After Sales Service Center

### Head Office

50/F, Menara BCA Grand Indonesia  
Jl. M.H. Thamrin No.1  
Jakarta Pusat 10310  
021 - 5011 2223  
horeca@indotara.id



### Semarang Office

Wisma HSBC Lt. 6 Suite 609  
Jl. Gajah Mada No.135  
Semarang, Jawa Tengah 50134  
024 - 40 300 887  
smg.horeca@indotara.id



### Marketing Office

APL Tower 6th Floor No. 6 Central Park,  
Jl. Letjen S. Parman Kav 28,  
Jakarta Barat - 11440  
021 - 5011 2223  
horeca@indotara.id



### Medan Office

Sutomo Tower Lantai 5H  
Jl. Sutomo Ujung No.28,  
Kota Medan, Sumatera Utara 20235  
061 - 50 300 591  
mdn.horeca@indotara.id



### Graha Indotara

Millenium Industrial Estate  
Jl. Millenium 22 Blok R3 No. 1  
Cikupa, Tangerang - Banten 15720  
021 - 5011 2223  
horeca@indotara.id



### Makassar Office

Fajar Graha Pena Lt. 5  
Jl. Urip Sumoharjo No. 20,  
Makassar - South Sulawesi 90234  
021 - 5011 2223  
mks.horeca@indotara.id



### Bandung Office

Wisma HSBC Lt. 6 Suite B  
Jl. Asia Afrika No. 116  
Bandung, Jawa Barat 40112  
021 - 5011 2223  
bdg.horeca@indotara.id



### Balikpapan Office

Panin Tower Lt. 8 - Grand Sudirman  
Jl. Jendral Sudirman No.7 Klandasan Ilir,  
Balikpapan Kota, Kalimantan Timur 76114  
021 - 5011 2223  
bpp.horeca@indotara.id



### Surabaya Office

Japfa Indoland Center, Tower I Lt. 10/1008  
Jl. Jendral Basuki Rahmat 129-137  
Surabaya 60271  
031 - 3360 1483  
sby.horeca@indotara.id



### Bali Office

Benoa Square Lt. 2  
Jl. Bypass Ngurah Rai No. 21 A Kedonganan,  
Kuta Badung - Bali Indonesia 80361  
021 - 5011 2223  
bali.horeca@indotara.id



### Yogyakarta Office

Hartono Mall Yogyakarta Lt. 3  
Kaliwaru, Condongcatur,  
Sleman, Yogyakarta 55281  
021 - 5011 2223  
yog.horeca@indotara.id



### Singapore Office

Marina Bay Financial Centre Tower 3  
17F, 12 Marina Boulevard  
Singapore - 018982  
021 - 5011 2223  
sing.horeca@indotara.id

