



# SHERP



## **SHERP. Your Top Off-Road Choice**

Safe and reliable ATVs for the harshest environments. A perfect choice for oilfield workers, geologists, rescue parties, hunters, fishermen, travelers, adventurers and thrill-seekers.

[WWW.INDOTARA.CO.ID](http://WWW.INDOTARA.CO.ID)



**SHERP**



[www.indotara.co.id](http://www.indotara.co.id)

## BRIEF HISTORY OF DEVELOPMENT

In 2012, SHERP ATV arrived to the test site for the first time. Its specifications impressed everyone; however, numerous improvements were made over the next few years. The subsequent work of developers, engineers and designers made SHERP ATV unique of its kind.

It has no rivals, and nothing is impossible with SHERP. Full-scale production of the improved SHERP has already started to meet the ever-growing demand of customers from all over the world.

## SHERP CAPABILITIES

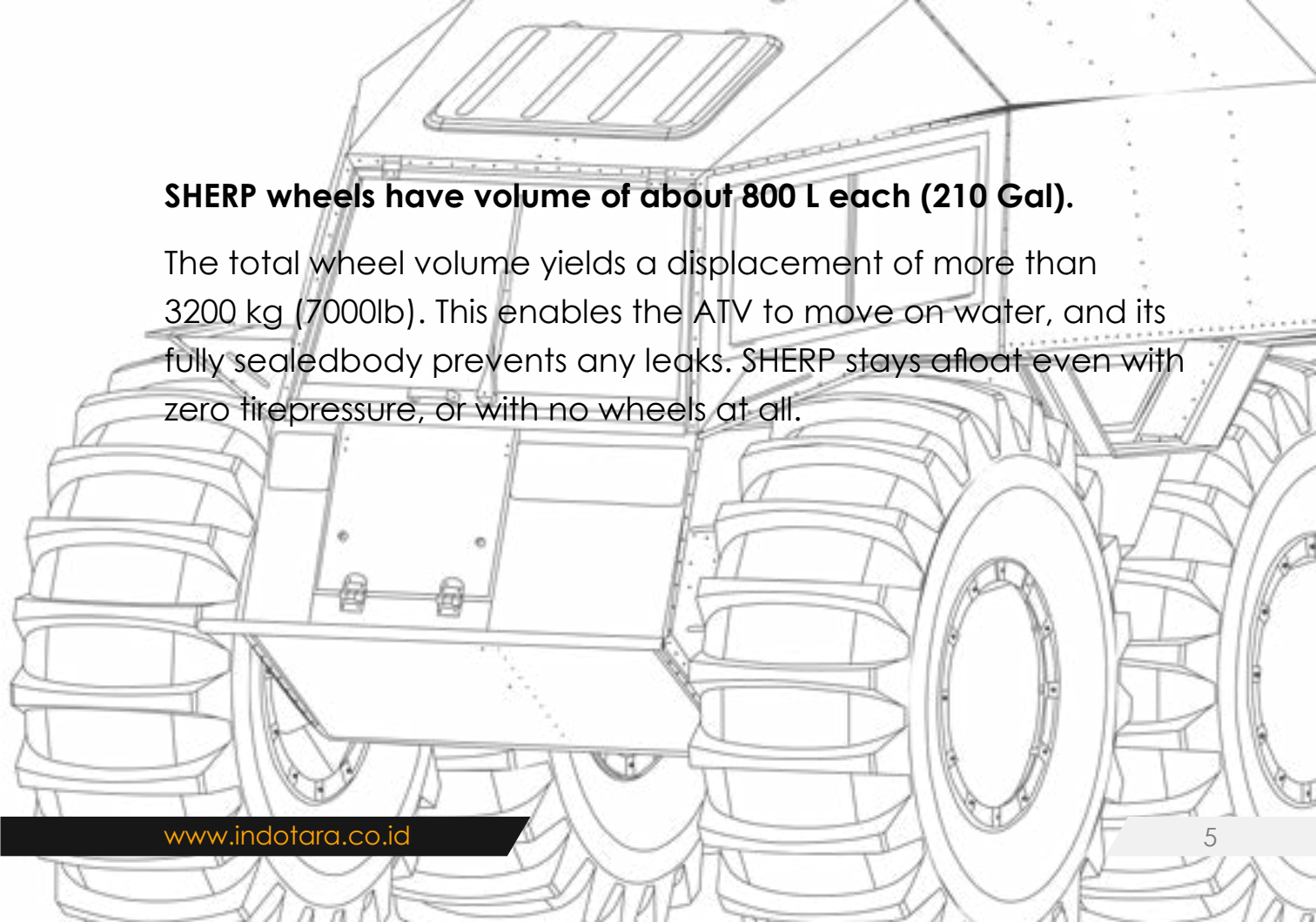
- travels on any surface, floats, passes through sand, ice, snow, swamps, easily overcomes fallen trees and boulders;
- overcomes **3-feet high** obstacles;
- traverses **35-degree** slopes;
- climbs out **of the water onto ice**;
- drives at a speed of **up to 45 km/h (25 Mph)**.





# SHERP ADVANTAGES



A detailed line drawing of a SHERP amphibious vehicle, showing its large, treaded tires and the body structure. The vehicle is depicted from a side-rear perspective, highlighting its unique design for water and land travel.

**SHERP wheels have volume of about 800 L each (210 Gal).**

The total wheel volume yields a displacement of more than 3200 kg (7000lb). This enables the ATV to move on water, and its fully sealed body prevents any leaks. SHERP stays afloat even with zero tire pressure, or with no wheels at all.

## 1. Pneumocirculating suspension

**Pneumocirculating suspension** is a unique patented solution that ensures smooth and even movement of the ATV on any surface.

The suspension design does not include any springs, shock absorbers, struts and other conventional elements. Fewer parts, higher reliability, fewer breakdowns, lower repair costs.






## 2. Tire inflation system and adjustable tire pressure

The specific design of the pneumocirculating suspension allows quick inflation of tires. It takes **less than 30 seconds** to reach the operating tire pressure!

This feature allows quickly changing tire pressure on the move, properly adapting it to various types of surfaces for the most efficient travel mode.



### 3. Tubeless ultra-low pressure tires

SHERP ATV tires are patented as well. They are tubeless ultra-low pressure and special tread pattern make them perfect for overcoming any obstacle.

The reliability of tires is achieved through the use of high-quality materials (special-composition rubber and cord) and advanced production technologies.

Boasting impressive strength and durability, they remain lightweight and elastic. The tires feature high level of adhesion to ground and enable to reach water speed of up to 6 km/h (3.7Mph).

The tires are self-inflated using exhaust gases. The full cycle takes 30 seconds.



## 4. Fuel efficiency

SHERP consumes 2 to 3 liters of diesel fuel per hour on average (0.5 - 0.8 Gph). Fuel consumption depends on the type of surface.

**2-3 L/H**  
**0.5-0.8 Gph**



## SHERP ADVANTAGES

### 5. Lightweight

SHERP ATV is extremely lightweight. This contributes to increased cross-country capability and ease of transportation.





## 6. High sustainability

SHERP has **58 L (15.3 gal)** fuel tanks integrated in each of the wheel disks. When all four tanks are full, total fuel capacity increases by **232 L (61.2 gal)**, while the internal compartment of the ATV remains available and can be used to store supplies, tools, equipment etc.



### 7. Design based on simplicity and reliability

The ATV was designed so that it can be repaired in the field using minimum number of tools by a person without special knowledge. Suspension and transmission are highly reliable, built without many parts conventionally used in similar vehicles.

Only the minimum required electrical components are used, and the engine itself can run without properly functioning electrical equipment.



## 8. Compactness

Small dimensions make the ATV convenient for traveling in a confined space. SHERP can be transported on public roads on a special trailer. The unique design enables ATV to climb the trailer platform and self-lock in **just 15 seconds**.



### 9. Single-compartment body

The passenger/cargo section of the ATV is designed as a single-compartment body. It provides an increased level of comfort, and reliably protects anyone inside from external factors.





## 10. Japanese Engine

**Kubota** is a Japanese engine, known for its reliability and durability. It has no electronics, which means it is ready to operate in adverse conditions of the harshest climatic zones.

**Kubota®**



### 11. Simple to repair

If needed, maintenance or repair of SHERP can be performed directly from the passenger compartment. All works can be done at any time and in any place, without regard to the external environment.



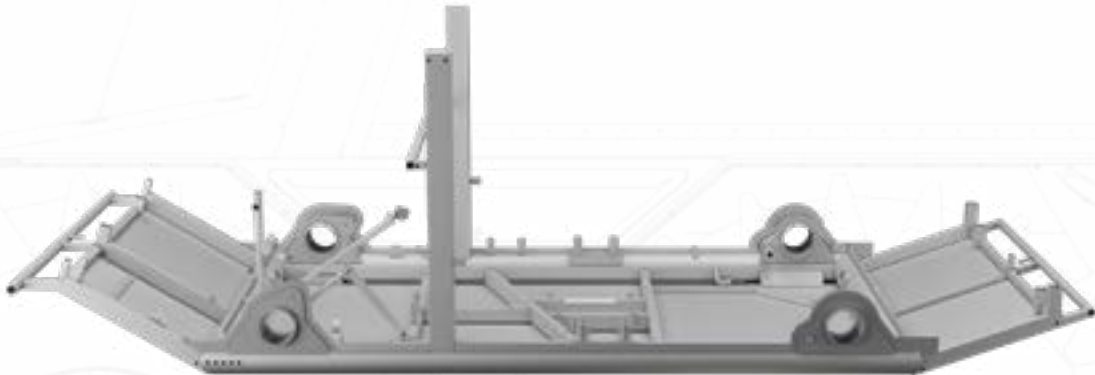
## 12. Quick water discharge from the body

Even if water gets into the body, it can be quickly drained using a special solution – just open the flood valves, and the water drains out instantly.



### 13. Load Frame

The ATV's design is based on the load frame that adds even more reliability. The frame itself is hot-dip galvanized for corrosion protection and extended service life.





## 14. Flat bottom

The bottom is flat to prevent debris getting caught by SHERP. This further improves cross-country capability and speed of SHERP.



### 15. Docol steel bottom

The bottom is made of Docol steel. The yield point of this steel reaches 1000 MPa, while zinc coating provides longer service life.



## 16. Polyurethane coating of sides and bottom

Sides and bottom of the ATV are covered with highly durable **Raptor** polyurethane coating to protect them from corrosion and minor mechanical damage.



### 17. Passenger compartment heating

**Webasto AirTop 2000 STC** autonomous heater is used to heat the passenger compartment. This heater will help start the engine even at critically low temperatures.





## 18. Ability to move when tilted

To eliminate “fuel starvation” effect in case of prolonged driving with roll or trim, the fuel system of SHERP has an additional small fuel tank. It is located above the engine level, making sure that fuel always comes to the engine.



### 19. Climbing 35° slopes

SHERP easily overcomes most of the types of rough terrain, including slopes with an angle of up to 35°. This is an excellent proof that SHERP is ready for the toughest challenges.



## 20. Skid steering

The ATV is able to turn around almost on the spot. This maneuverability is extremely important in the wild, where each centimeter can be crucial.







### 19. 4 full-size sleeping berths + extra storage

The unfolding flooring allows increasing the number of full-size beds up to four. Beds can be easily prepared in just a few seconds.

Benches in the cargo/passenger section are made of high-quality wear-resistant material. They are removable, and can be used as an additional storage space.



## 22. Hold under the footboards

The ATV has **170 L (45 Gal)** hold, which can be used as an additional storage for supplies, goods, equipment or fuel.





### 23. Excellent driveability, well-thought ergonomics

Driving SHERP ATV is easy, and can be quickly mastered after a few kilometers. The ATV's well-thought ergonomics makes it comfortable to use for any purposes.



## 24. Rear-view camera

The camera allows the driver to fully control the environment behind the ATV. It is crucial in the wild, as well as when moving backwards.




### 25. Aluminum body

To prepare SHERP for long and challenging operation, the designers paid special attention to the choice of body material. The use of aluminum makes the ATV body corrosion-resistant, light and durable.



## 26. Roof cargo mounting system

The ATV has external cargo mounting system on the roof. This system enables to carry more useful luggage or get extra space in the passenger compartment.



### 27. Excellent visibility

The body has large side windows and a sunroof that provide comfortable visibility and minimizing risks while driving.



## 28. Upholstery made of heat and noise insulation materials

Extremely hard and durable **CORDURA** fabric has been used as upholstery inside the ATV. The upholstery is equipped with **MOLLE** system which allows easy storage of various gear.



**CORDURA**



**MOLLE**

### 29. Galvanized wheel discs

All ATV wheel discs are hot-dip galvanized.

This provides the highest corrosion resistance and durability.





## 30. Reinforced semi-axes


The ATV semi-axes are made of forgings. This gives them additional strength, making them lighter and more robust.



### 31. Simple semi-automatic chain lubrication

The ATV employs semi-automatic chain lubrication system. The driver can lubricate the chain directly from the cabin without going outside, just by pressing a few buttons on the dashboard.

A single lubrication procedure is enough for trouble-free operation of the ATV chains for 5-10 running hours.



## 32. Turning mechanism

The friction mechanism employed by SHERP makes turning easier. It is equipped with hydraulic steering system, so less driver efforts are needed when maneuvering.

The turning mechanism is reliable and simple.



### 33. Safety glasses

The ATV has triplex front windows and polycarbonate rear window. These materials provide high reliability and safety in all situations.



## 34. Professional instruments

Only professional instruments are used in SHERP. All instruments have proven to be highly accurate and reliable in modern water transport.



### 35. Engine protection

The sensor system constantly monitors coolant temperature and oil pressure. If temperature reaches critical limit, the driver is alerted to prevent engine failure.



## 36. Manufacturer's warranty

SHERP is fully covered by the official manufacturer's warranty. In case of any malfunctions you can always rely on fast and qualified help of our experts.

**Original manufacturer's warranty** gives your confidence in reliable operation of the ATV and timely help of our professionals.


Our customer service is available 24/7!





### 37. Color options

Various body color options are offered. You can change the appearance of SHERP ATV to match it with the type of the environment. Unique color options like texture or camouflage are provided on request.



## 38. Flexible options to use internal space

The following options will help property organizing the cargo compartment:

### **A) Transformable Cordura side hammocks.**

Hammocks can be positioned in one of the following modes:

- *loading mode;*
- *sleeping mode;*
- *driving mode.*

### **B) 2 universal transformable locker boxes.**

Each of them has 4 positions and many functions.





**SHERP**





## SPECIFICATIONS

# SHERP<sup>PRO</sup>

### Travel Speed:

|                                                                      |                                                  |
|----------------------------------------------------------------------|--------------------------------------------------|
| maximum speed (at the top-gear), km/h / Mph                          | 40 / 25                                          |
| minimum speed (at the low-gear), km/h / Mph                          | 1.5 / 1                                          |
| speed on the water, km/h / Mph                                       | 6 / 3.7                                          |
| type of tires                                                        | tubeless, extra-low pressure                     |
| tire size, inch                                                      | 63 x 23-25                                       |
| type of terrain                                                      | all-terrain (off-road)                           |
| hourly fuel consumption<br>(depends on ground conditions), l/h / Gph | 2-3 / 0.5-0.8 (depending on the<br>type of soil) |
| fuel tank volume, l / gal                                            | 56 / 15                                          |
| capacity of additional fuel canisters, l / gal                       | 58 x 4 / 15.3 x 4                                |
| climbing capability, ft                                              | 3                                                |
| uphill gradient, degrees                                             | 35                                               |
| maintenance intervals, h                                             | 50                                               |

### Overall Dimensions:

|                                 |                      |
|---------------------------------|----------------------|
| length, inch                    | 134                  |
| width, inch                     | 99.2                 |
| height, inch                    | 99.2                 |
| body                            | aluminum             |
| dry weight, lb                  | 2866                 |
| engine                          | Kubota V1505-t / E3B |
| fuel type                       | diesel               |
| volume, cm <sup>3</sup> / cu.in | 1498 / 91.41         |
| maximum output, h.p             | 44,3                 |
| gearbox                         | mechanical, 5-speed  |
| suspension                      | pneumocirculation    |
| parking brake system            | independent          |
| clutch                          | SACHS                |
| clearance, ft                   | 2                    |
| cylinder count                  | 4                    |
| loading capacity, lb            | 2200                 |
| seats equipped with seat belts  | 2                    |

## SPECIFICATIONS

# SHERP *Pickup*

### Travel Speed:

|                                                                |                                                  |
|----------------------------------------------------------------|--------------------------------------------------|
| maximum speed (at the top-gear), km/h / Mph                    | 45 / 28                                          |
| minimum speed (at the low-gear), km/h / Mph                    | 1,5 / 1                                          |
| speed on the water, km/h / Mph                                 | 6 / 3.7                                          |
| type of tires                                                  | tubeless, extra-low pressure                     |
| tire size                                                      | 63 x 23-25                                       |
| type of terrain                                                | all-terrain (off-road)                           |
| hourly fuel consumption<br>(depends on ground conditions), l/h | 2-3 / 0.5-0.8 (depending on the<br>type of soil) |
| fuel tank volume, l / gal                                      | 56 / 15                                          |
| capacity of additional fuel canisters, l / gal                 | 58 x 4 / 15.3 x 4                                |
| climbing capability, ft                                        | 3                                                |
| uphill gradient, degrees                                       | 35                                               |
| maintenance intervals, h                                       | 50                                               |



### Overall Dimensions:

|                                 |                      |
|---------------------------------|----------------------|
| length, inch                    | 134                  |
| width, inch                     | 99.2                 |
| height, inch                    | 99.2                 |
| body                            | aluminum             |
| dry weight, lb                  | 2866                 |
| engine                          | Kubota V1505-t / E3B |
| fuel type                       | diesel               |
| volume, cm <sup>3</sup> / cu.in | 1498 / 91.41         |
| maximum output, h.p             | 44,3                 |
| gearbox                         | mechanical, 5-speed  |
| suspension                      | pneumocirculation    |
| parking brake system            | independent          |
| clutch                          | SACHS                |
| clearance, ft                   | 2                    |
| cylinder count                  | 4                    |
| loading capacity, lb            | 2200                 |
| seats equipped with seat belts  | 2                    |

## WORLDWIDE RECOGNITION

The development led to the creation of a unique product, covered by patent protection in **27 countries worldwide**.







# **SHERP** CONQUERS THE WORLD





## TEST DRIVES

The best way to prove the capabilities of an ATV is to test it yourself. For this purpose, the company offers regular test drives in natural environment: on testing ranges with hills, ravines, reservoirs, and sand banks.

Test drive is a real challenge and a unique opportunity to witness simple operation, strength and cross-country capability of SHERP.

### **Want to take a test drive?**

Please Visit Our Website at **[www.indotara.co.id](http://www.indotara.co.id)**.





## SERVICE CENTERS

Even the most reliable vehicles need regular repair and maintenance. To this end, we have created a network of service centers. Each of them is authorized by our company and offers the highest professional level of service for SHERP ATVs.

For **service center addresses** please see Support section of our website. Our service center network continues to expand.







## TRADESHOWS

SHERP is a regular participant of various international tradeshow. Every time the ATV appears on a tradeshow, it becomes a major attraction for industry experts, journalists and common visitors.





## PRODUCTION

Industrial production of SHERP ATVs was launched in 2015. Thanks to the use of advanced equipment and involvement of highly qualified staff, over two hundred ATVs have been manufactured to date, and this number keeps on growing.

The production management is carried out in line with the **ISO 9001** standard, which allowed the company go international and successfully sell SHERP in many other countries.

The ever growing number of orders encourages the company to expand its production facilities. As a result, the number of jobs is increasing; experts from new areas are being hired.








## NEW DEVELOPMENTS

Having achieved outstanding performance and unique features, we are not ready to rest!

The company continues to develop and improve the solutions that will make SHERP ATV even more reliable, powerful, cost-efficient and comfortable.

Every part, gear and unit is subjected to multiple tests. The designer team thoroughly examines the results in order to offer new, more effective solutions.







## WIDE SCOPE OF USE



One of the advantages of SHERP ATV is its **versatility**. Today it is used in oil and gas and geological exploration industry, forestry, environmental control, to transport working crews to repair sites, delivery of cargos to remote and hard-to-reach areas, for search & rescue activities, to evacuate people from breakaway ice floes, in case of floods and other emergencies.

Besides, SHERP is an excellent choice for professionals studying flora and fauna in wildlife, for foresters, nature reserve personnel, fishermen, hunters, thrill-seekers and just for those who love to spend their holidays in the wildness.



## OPTIONAL EQUIPMENT



### TRAILER

A unique trailer developed for the transportation of SHERP ATV. It takes just a few seconds to load SHERP on the trailer.



### STUDED SNOW TIRES

Tires with unique studs featuring extra-strong tungsten tips for increased cross-country capability.



### **HOLD SECTION BOX**

Allows to make the most out of the hold compartment. The box was specially designed to make SHERP operation more comfortable.



### **LED LOW/HIGH BEAMS**

Powerful LED headlamps are designed to work in the most severe conditions; they are waterproof and continue to operate even at extreme temperatures.

## OPTIONAL EQUIPMENT



### BACKUP BATTERY

SHERP is equipped with a heavy-duty backup battery, connected using battery isolation device. The battery meets all global quality and safety standards.



### WHEEL DISK FUEL TANKS

Special fuel tanks embedded in wheel disks can significantly increase self-sustainability of the ATV and drastically increase cruising range, while keeping the internal space free.



### **AUTONOMOUS HEATER**

The ATV features compact and energy-efficient but powerful heater. It takes literally one minute to warm up the ATV with the heater, which is designed for prolonged trouble-free operation.



### **LOCKER BOXES**

Locker boxes offer convenient and functional solution. They can be used both for cargo storage, and as a table, bench or bed. Lockers are equipped with locks and handles for easy transportation.

## OPTIONAL EQUIPMENT



### WINCH


A powerful winch with three-stage planetary gearbox with a pulling force of 4500lb, will help you get out of almost any unforeseen situation or help others.



### ROLLOVER PROTECTION STRUCTURE

Rollover protection is a very important feature of special vehicles that will not only help protect the vehicle from heavy damage, but also can save life and health in case of rollover.





### **HARDTOP CANOPY**

The hardtop canopy (standardized zero-dimension body) made of plastic is very lightweight. When installed on SHERP Pickup, it provides all the advantages of a light truck.



### **CANVAS COVER**

Canvas cover is a necessary part of SHERP Pickup, protecting the luggage and engine compartment from rain and snow, saving your luggage and improving the vehicle's performance.

## OPTIONAL EQUIPMENT



### BOAT-TYPE SLED

The boat-type sled is highly functional. It can be used to navigate on water, as well as to transport cargo on any surface.



### TRAILER HITCH

The trailer hitch is attached to the rear bumper at several points using quick-release couplings, which allows to distribute the load evenly on SHERP frame.



## **REAR-VIEW CAMERA**

The rear-view camera makes driving SHERP ATV much easier. It provides good visibility, so moving backwards and parking is no problem, even in a confined space.

A black and yellow SHERP amphibious vehicle is shown driving through a shallow stream in a forest. The vehicle is splashing water, and its large, treaded tires are visible. The background consists of tall evergreen trees. A dark, semi-transparent banner is overlaid on the bottom left of the image, containing white text.


**MINING  
DRILLING  
EXPLORATION  
GEOLOGICAL SURVEYING  
SEISMIC SURVEYING  
FORESTRY  
REMOTE FIRST NATION RESERVATIONS  
DEPARTMENT OF NATURAL RESOURCES**





**OIL AND GAS  
HYDRO  
OUTFITTERS  
SEARCH AND RESCUE  
LUXURY LODGES  
TOURISM  
PIPELINE  
FIRST RESPONDERS**





**SHERP**





[www.indotara.co.id](http://www.indotara.co.id)



 **SHERP**