



Heavy Duty



Durability



Save Time



Designed with sturdy structure for heavy duty purposes.

HEAVY DUTY

CONVEYOR EQUIPMENT

TABLE OF CONTENT

FLEXIBLE GRAVITY STEEL ROLLER CONVEYOR.....	02
TRUCK LOADING CONVEYOR.....	03
TELESCOPIC BELT CONVEYOR	04
FLEXIBLE POWERED STEEL ROLLER CONVEYOR	05
ROLLER CONVEYOR.....	06
BELT CONVEYOR	07
SLAT BAND CONVEYOR	08
VERTICAL LIFTING CONVEYOR.....	09
VIBRATING FEEDER.....	10
MODULAR BELT CONVEYOR	11
MOTION CONVEYOR.....	12
WORKING PLATFORM.....	13
INCLINED BELT CONVEYOR	14
ROTARY TABLE.....	15
SCREW CONVEYOR.....	16
BUCKET ELEVATOR	17
VERTICAL SPIRAL CONVEYOR.....	18
FINISHED GOODS CONVEYOR.....	19



01

FLEXIBLE GRAVITY STEEL ROLLER CONVEYOR

Flexible Gravity Steel Roller Conveyor is an robust type with load capacity of 100KG per meter. It can be expanded if you require a longer system or bent into curves or even compacted for better storage when not in use. Whats more, this conveyor is very easy to quick manoeuvre in or out of trucks for faster, safer, easier loading and unloading.

SPECIFICATION

Model	Open Length	Effective Width	Adjustable Height	Max. Load	Material
SFGR	5m~15m	600-800mm	700-1000mm	50kg/m	Ø50mm steel rollers
SFGW-S	6m~15m	600-450mm	700-1000mm	40kg/m	Ø50mm steel wheel
SFGW-P	6m~15m	600-450mm	700-1000mm	40kg/m	Ø48mm plastic wheels



50mm Galvanized Steel Rollers



5mm Reinforced Steel Side Links



Mobile on Swivel Casters with Brake



End Package Stop Guard is Available

02 TRUCK LOADING CONVEYOR



Automatic trailer, van, truck, container loading and unloading conveyor is **CONSISTS OF TWO PARTS:** Front Flexible Tongue & Inclined Belt Conveyor. It is designed to endure the rigorous demands of warehouse, harbor, airport, dock, distribution center and parcel handling hubs around the world, which is extremely flexible and easily move into position on braked swivel castors.

SPECIFICATION

Model	Front Tongue	Belt Width	Lifting Height	Variable Speed	Max.Load	Belt Motor	Lift Motor	Power Supply	G.W.	MEAS
STLC-P600	Powered	600mm	700-2500mm	10-20m/min	50kg/m	1.5kw	2.2kw	380/220/110V	780kgs	5.5cbm
STLC-G600	Gravity	600mm	700-2500mm	10-20m/min	50kg/m	1.5kw	2.2kw	380/220/110V	780kgs	5.5cbm
STLC-S	Powered	600mm	800-1900mm	10-20m/min	50kg/m	1.5kw	2.2kw	380/220/110V	650kgs	4.5cbm



Control Panel

OFF/ON, Power, Abnormal, Transition, Forward/Up, Stop, Reverse/Down, Emergency Stop, Speed Kob buttons



Easy Set Up

Flexible conveyor bracket and main conveyor are joint by screws. It can be removed quickly when not need.



Screw Lifting System

The belt conveyor is lift up by screw system rather than hydraulic.



Anti-skidding PVC belt

600mm width, 5mm thickness, rough top, PVC material.

TELESCOPIC BELT CONVEYOR



20ft Container Loading Unloading Movable Telescopic Belt Conveyor is an automatic loading/unloading equipment whose length is controllable widely used in logistics, ports, docks, stations, airports and warehouses, involving industries of post, home appliances, food, tobacco and light industry.

SPECIFICATION

Model	Fixed Length	Extended Length	Total Length	Min. Height	Belt Width	Belt Speed	Boom Speed	Max. Load	Power Supply
STBC-3-4.5/6	4.5m	6m	10.5m	750mm	600/800	15-30m/min	Max.12 m/min	50kg/m	380V
STBC-3-6/8	6m	8m	14m	750mm	600/800	15-30m/min	Max.12 m/min	50kg/m	380V
STBC-4-6/12	6m	12m	18m	800m	600/800	15-30m/min	Max.12 m/min	50kg/m	380V
STBC-4-7/14	7m	14m	21m	800m	600/800	15-30m/min	Max.12 m/min	50kg/m	380V



High quality
control box



Schneider
frequency inverter



Load, Unload, Up, Down, Emergency Stop, Light OFF/ON buttons



With High Quality
hydraulic lift system

04

FLEXIBLE POWERED STEEL ROLLER CONVEYOR



Flexible Powered Roller Conveyor is absolutely an durable & expand- able motorized roller conveyor with Max. load capacity of 100kg/m. It can be operation in two directions with adjustable speed and working height. Having enough power supply by one mini motor per meter, it is well qualified to intensively transport goods especially with flat bottom in the warehouse, workshop, factory, harbor, dock, etc. In addition, it can be applied to such situations as production-packing line, temporary conveying line and goods distribution line.

SPECIFICATION

Model	Open Length	Effective Width	Adjustable Height	Variable Speed	Max. Load	Motor	Power Supply
SFPR	6m~15m	600mm	700-1000mm	10-18m/min	40kg/m	60w/mtr	220V




Control Panel
 Forward, Stop, Reverse,
 Adjust Speed



E-Stop Button
 at rear for emergency
 stop button



ø50mm Galvanized
 Steel roller with good
 material.



05

ROLLER CONVEYOR

Roller conveyor is widely applied in transporting boxes, cardboard boxes, crates, pallets, plastic totes, poly bags, slave boards, and trays. It is normally used in environments such as warehouses or manufacturing facilities due to the nature of transporting goods and can be configured to work with a range of ancillary equipment including bends, gates, and turntables.

SPECIFICATION

Length	Customized
Width	Customized
Roller material	Galvanized
Frame	Carbon steel
Load Capacity	40KG/m



Roller

Bright galvanized roller



Side

The roller surface can be higher or lower than the side



Carbon Steel Frame

Nice carbon steel frame with powder coated surface



Adjustable Legs

Adjustable leg height through screws

06

BELT CONVEYOR



Belt Conveyor is widely applied in light industry, food, medicine and daily chemical industries. The

conveyor can be equipped with working tables on both sides. With optional lights, air tubes, tool hooks, operation boards, instrument desks and sockets, it can act as various assembly lines. The advantages of belt conveyors are large and stable distribution, little noise, simple structure, easy maintenance, low energy consumption and cost.

SPECIFICATION

Belt Width	300-1000mm
Conveyor Length	0.5-40m
Variable Speed	10-20m/min
Motor Power	0.4/0.75/1.5/2.2kw
Load Capacity	30KG/m
Frequency Inverter	Delta
Voltage	220V/380V
Other Parts	light, side platform, goods shelf, operation board, tool plate, etc.



Control Box
 Forward, Stop, Reverse,
 Emergency Stop Speed Knob



Smooth PVC belt
 3mm thickness flat
 top PVC belt



Mobile on wheels
 Dia 100mm swivel
 PU castors



Mobile on wheels
 Dia 100mm swivel
 PU castors

07

SLAT BAND CONVEYOR

Slat Band conveyor can be customized according to specific purposes. The conveyor owns great load capacity up to 800kg/m. With simple structure, nice figure, stable running and easy maintenance, it is

widely chosen by beverage/beer industry, food industry, medicine industry, printing industry and cosmetics industry. Main conveying forms: linear transmission, curve transmission, upgrading transmission, etc. Optional frame: painted powder coated, steel, stainless steel.

SPECIFICATION

Chain	103mm width POM material
Conveyor Length	3m-10m
Variable Speed	10-20m/min
Motor	SEW brand, 0.55kw per pcs
Load Capacity	15KG/m
Frequency Inverter	Delta
Frame and Legs	Aluminum
Voltage	220V/380V



Control Box
 Power On, Start, Help,
 Stop



High Quality
 Slat Band Material



Can be Bolt
 to the Floor

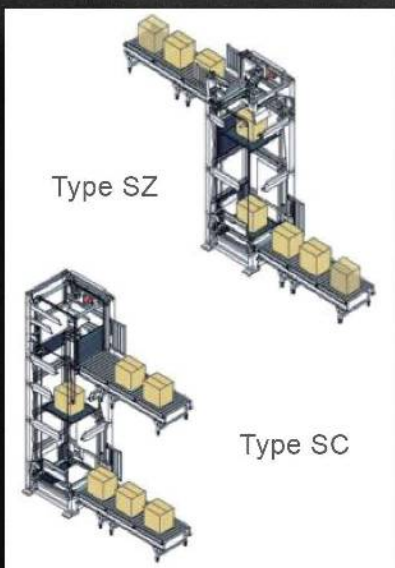
08 VERTICAL LIFTING CONVEYOR


Vertical Lifting Conveyor is mainly applied to convey box-shaped items continuously vertically. Based on its input & output conveyor's direction, it can be sorted as two types: Type C & Type Z.



SPECIFICATION

Model	Min. Lift Height	Max. Lift Speed	Beat	Max. Load	Goods
Type SC	1500mm	30m/min	Max.10pcs/min	500kg	Cartons/boxes/pallets
Type SZ	1000mm	40m/min	Max.30pcs/min	2000kg	Cartons/boxes/pallets





09

VIBRATING FEEDER

Vibratory feeder is for temporary storage and transferring dry, free-flowing food and non-food products to bucket elevator. It adapted

electrical magnet principle as power, using the vibration to transfer the material to the buckets of the bucket elevator, fully automated running.

SPECIFICATION

Machine frame	#304 Stainless steel
Hopper capacity	150Liters
Feed capacity	3-5m ³ /H
Vibration groove length	1.2M
Vibrating noisy	< 40dB
Voltage	AC 220V,50Hz
Packing size	1350mm(L)*900mm(W)*720mm(H)
Weight	103KG



10 MODULAR BELT CONVEYOR



Modular belt conveyor is widely applied in the slaughter and processing of poultry or livestock, puffed food production lines, fruit packing lines, fishery processing and production lines, frozen food production lines and beverage manufacturing, also popular in machine, daily chemical and other industries. This belt is moulded once with plastic material of hygienic standard, which guarantees the good stability, chemical resistance and friendliness to environment.

SPECIFICATION


Length	1500-20000mm
Belt width	300-1000mm
Belt material	PP/PE/POM/NYLON
Frame material	Carbon steel/stainless steel/Aluminum
Load Capacity	10-80KG/m
Speed	Max.30m/min



SUS 304 Frame



Adjustable side guide



Mesh belt with baffles



11

MOTION CONVEYOR

Suitable for all kinds of dry snacks, granular and sheet products, such as puffed products, potato chips/crisps; frozen food; candies, peanuts and etc.

SPECIFICATION

Max. Pan length	2000 mm (OR:1800 mm – 3500 mm)
Pan Width	300-400 mm
Pan Height	100-200 mm
Capacity	1000 Liters/h
Voltage	AC220V or AC380V, 50Hz
Packing Size	2100 (L) x 550 (W) x 700 (H) mm
Power Supply	1.5 Kw
Weight	250 kg

TECHNICAL PARAMETERS

- ✓ The Motion conveyor eliminates product in breakage or the loss of expensive seasonings & coatings. And offers expanded benefits in a gentle product handling distribution system.
- ✓ Easy installation and clean, the waterproof design for extreme environments and rinsing.
- ✓ Motor controlled system to provide high accuracy and stable speed according to the production requirements.
- ✓ The fully stainless steel structural framework enable a hygienic and strong support, the stainless steel pan can be easily taken off. The conveyors are delivered prewired and plumbed with all the electrical mounted inside the conveyor base for a easy, ready-to-use installation.



12 WORKING PLATFORM

Working Platform is designed and built in variety of stainless steel decks and platforms. We have extensive experience in supplying platforms for single or multi-head weigher scales as well as custom work platforms. Standard designs include continuously welded heavy-duty stainless steel construction with a glass-bead finish. Custom designed platforms and decks are ideal for increasing safety and line efficiency.

SPECIFICATION

Model	SFM-3C3 Fixed Platform	SFM-3C3 Mobile Lifter
Standard Size	1.8 x 1.8 x 1.8 m	1020 x 1230 x 1600
Structure Material	Stainless Steel; Painted Steel	Stainless Steel; Painted Steel
Platform Height	Fixed Height	Variable Height
Loading Capacity	600Kg	450Kg
Power Supply	0	0.8 kw
Voltage	None	3 phase 380



Fixed Platform



Mobile Lifter

INCLINED BELT CONVEYOR

Inclined Conveyor suits the fluid food, agricultural products, pharmaceutical, cosmetic, chemical industry, such as snack foods, frozen foods, vegetables, fruits, confectionery, chemicals and other granules.

SPECIFICATION

Machine Structure	#304 stainless steel or carbon steel
Belt Character	PP Belt; PU Belt; PVC Belt; #304 Stainless Steel Belt
Production Capacity	4-6.5 m ³ /h
Machine Height	To be customized
Voltage	AC 380V, Three phase 50Hz
Power	1.1kw



14 ROTARY TABLE



The machine is good for collecting the finished product bag from the exit conveyor. The frequency inverter can adjust the speed. The table diameter: 1200MM. Power supply: 3phase,

380V, 0.37KW. The stainless steel pan size can change according to the clients requirements • The 304 stainless steel forging machine by forming, solid, safety, health.

SPECIFICATION

Material	Stainless Steel
Voltage	220/360v 50/60hz
Power	500W
Dimension(L*W*H)	Customise Size
Width or Diameter	1/1.2/1.5/2m
Weight (KG)	190kg
Pan size	can make according to the clients
Power	370W
Type	Motorized Rotating Round Packing Table



Stainless Steel
 Material



Control Box
 Panel



Size can be
 customized



15

SCREW CONVEYOR

Screw conveyor is used to transport powder or small free flow products from low position to high place. such as milk powder, salts, seeds, flour etc.

SPECIFICATION

Model	SFM-3G3	SFM-3G5	SFM-3G7	SFM-3G12
Pipe Dia.	φ114mm	φ141mm	φ159mm	φ219mm
Capacity	3CB m ³ /h	5CB m ³ /h	5CB m ³ /h	5CB m ³ /h
Power Supply	0.81kw	1.56kw	1.56kw	2.2kw
Hopper Volume	200L	200L	200L	200L
Voltage	3phase 380V 50-60Hz			
Power Supply	45 Degree for standard, it can customized for 30 or 60 Degree			
Discharge Height	2200mm for standard, other are available			
Weight	130Kg	180Kg	230Kg	270Kg
Hopper Type	Square or round			



16 BUCKET ELEVATOR

Bucket elevator conveyors suit fluid food, agricultural products, pharmaceutical, cosmetic, chemical products. Such as snack, frozen foods, vegetable, fruits, confectionery and other granules.



SPECIFICATION

Machine Structure	#304 Stainless steel or Carbon Steel			
Bucket Volume	1.0L	1.8L	3.8L	6.5L
Hopper Material	PP/ Stainless steel		ABS	
Number of discharge	Single		One or Multi-discharge	
Production Capacity	2-6 m ³ /h		6.5-8 m ³ /h	8.5-12 m ³ /h
Voltage	Three phase 380V or single phase 220V, 50Hz, 60Hz			
Power Supply	0.75kw		1.5kw	1.5kw



ABS Bucket



PP Bucket



Stainless Steel Bucket



17

VERTICAL SPIRAL CONVEYOR

Vertical Spiral Conveyor, A safe and reliable transport, also have a function of continuous down moving and it's also equipped with SEW Motor and control box.

SPECIFICATION

Machine Frame	Carbon steel, 304 stainless steel
Belt Materials	POM
Belt Width	100mm or customized.
Machine Height	900mm or customized.
Production Capacity	4-12m ³ /H
Speed	Adjustable
Voltage	220V/380V, 50HZ/60HZ, 0.75KW



18 FINISHED GOODS CONVEYOR

Finished goods conveyor is a suitable equipment for transporting any finished dry material such as food, packaging, box, etc. This conveyor can be customized base on client needs.



SPECIFICATION

Feeding speed	30m/Min
Dimension	1600mm (L) x 520mm (W) x 1000mm (H)
Power	180W
Voltage	Three phase 380V



INDOTARA®

PT. INDOTARA PERSADA

Our Marketing Office and After Sales Service Center

Head Office

50/F, Menara BCA Grand Indonesia
Jl. M.H. Thamrin No.1
Jakarta Pusat 10310
021 - 5011 2224
dhe@indotara.id



Semarang Office

Wisma HSBC Lt. 6 Suite 609
Jl. Gajah Mada No.135
Semarang, Jawa Tengah 50134
024 - 40 33 88 99
smg.dhe@indotara.id



Marketing Office

APL Tower 6th Floor No. 6 Central Park,
Jl. Letjen S. Parman Kav 28,
Jakarta Barat - 11440
021 - 5020 3030
sales@indotara.co.id



Medan Office

Sutomo Tower Lantai 5H
Jl. Sutomo Ujung No.28,
Kota Medan, Sumatera Utara 20235
061 - 50 300 600
mdn.dhe@indotara.id



Graha Indotara

Millenium Industrial Estate
Jl. Millenium 22 Blok R3 No. 1
Cikupa, Tangerang - Banten 15720
021 - 5011 2224
dhe@indotara.id



Makassar Office

Fajar Graha Pena Lt. 5
Jl. Urip Sumoharjo No. 20,
Makassar - South Sulawesi 90234
021 - 5011 2224
mks.dhe@indotara.id



Bandung Office

Wisma HSBC Lt. 6 Suite B
Jl. Asia Afrika No. 116
Bandung, Jawa Barat 40112
021 - 5011 2224
bdg.dhe@indotara.id



Balikpapan Office

Panin Tower Lt. 8 - Grand Sudirman
Jl. Jendral Sudirman No.7 Klandasan Ilir,
Balikpapan Kota, Kalimantan Timur 76114
021 - 5011 2224
bpp.dhe@indotara.id



Surabaya Office

Japfa Indoland Center, Tower 1 Lt. 10/1008
Jl. Jendral Basuki Rahmat 129-137
Surabaya 60271
031 - 3313 3333
sby.dhe@indotara.id



Bali Office

Benoa Square Lt. 2
Jl. Bypass Ngurah Rai No. 21 A Kedonganan,
Kuta Badung - Bali Indonesia 80361
021 - 5011 2224
bali.dhe@indotara.id



Yogyakarta Office

Hartono Mall Yogyakarta Lt. 3
Kaliwaru, Condongcatur,
Sleman, Yogyakarta 55281
021 - 5011 2224
yog.dhe@indotara.id



Singapore Office

Marina Bay Financial Centre Tower 3
17F, 12 Marina Boulevard
Singapore - 018982
021 - 5011 2224
sing.dhe@indotara.id

